



## SEATTLE STORM GAME NOTES

### Seattle Storm (14-17) at Phoenix Mercury (15-16)

Overall Game #32, Home Game #17

KeyArena; Seattle, Wash.

Sunday, Aug. 27, 2017; 6:00 p.m. PDT

BROADCAST: NBA TV, JOEtv; LIVE STREAM: League Pass

#### 2017 SCHEDULE

Date	Opponent	Time/Result	Record
5/3	Phoenix ^	W 86-64	--
5/7	at Phoenix ^	L 55-72	--
5/13	at Los Angeles	L 68-78	0-1
5/14	INDIANA	W 87-82	1-1
5/21	WASHINGTON	W 81-71	2-1
5/26	NEW YORK	W 87-81	3-1
5/28	INDIANA	W 94-70	4-1
6/3	MINNESOTA	L 77-100	4-2
6/6	at San Antonio	W 85-76	5-2
6/9	at Indiana	L 80-83	5-3
6/11	at New York	L 86-94	5-4
6/13	ATLANTA	L 86-91 (OT)	5-5
6/18	SAN ANTONIO	W 75-57	6-5
6/23	PHOENIX	L 82-85	6-6
6/27	at Washington	L 70-100	6-7
6/29	at Connecticut	L 89-96	6-8
7/1	at Dallas	W 89-69	7-8
7/6	NEW YORK	L 70-79	7-9
7/8	LOS ANGELES	W 81-69	8-9
7/12	CONNECTICUT	L 79-83	8-10
7/15	ATLANTA	W 90-84	9-10
7/18	CHICAGO	L 83-94	9-11
7/25	at Los Angeles	L 60-68	9-12
7/28	DALLAS	W 109-93	10-12
7/30	at Minnesota	L 82-93	10-13
8/4	at Dallas	L 80-93	10-14
8/5	at San Antonio	L 80-87 (OT)	10-15
8/8	at Connecticut	L 71-84	10-16
8/12	at Phoenix	W 98-89	11-16
8/16	MINNESOTA	W 62-61	12-16
8/18	SAN ANTONIO	W 79-78	13-16
8/20	at Chicago	W 103-66	14-16
8/23	at Atlanta	L 83-89	14-17
8/27	PHOENIX	6:00	
9/1	at Washington	7:00	
9/3	at Chicago	5:00	

\*All times Local

^ Preseason

#### MEDIA GUIDE

The 2017 Seattle Storm Media Guide can be found online and is available for download at [SeattleStormBasketball.com/MediaCentral](http://SeattleStormBasketball.com/MediaCentral).

#### STORM PR CONTACTS

Kimberly Veale  
Sr. Manager, Player + Public Relations  
[kveale@StormBasketball.com](mailto:kveale@StormBasketball.com)  
206-272-2706

Seth Dahle  
Coordinator, Public Relations  
[sdahle@StormBasketball.com](mailto:sdahle@StormBasketball.com)  
206-272-2516



#### SEATTLE PROBABLE STARTERS



**ALYSHA CLARK** (5-11 • 167 • Forward • 6th Season • Middle Tennessee)


GP/S 31/31 PTS 8.0 REB 4.2 AST 1.6 STL 0.7 FG% 50.8 3FG% 32.3 MIN 28.1

**LAST GAME:** Booked four points and one rebound in 26 minutes at Atlanta

• Scored 17 points on 6-for-8 shooting at Chicago on 8/20/17

• Poured in 16 points on 6-for-7 shooting vs. Minnesota on 6/3/17

• Registered a season-high 22 points on 9-for-10 shooting vs. Indiana on 5/28/17



**BREANNA STEWART** (6-4 • 175 • Forward • 2nd Season • Connecticut)

GP/S 30/30 PTS 20.1 REB 8.6 AST 2.7 STL 1.0 FG% 48.2 3FG% 37.1 MIN 32.9

**LAST GAME:** Scored a team-high 18 points and added eight boards at the Dream

• Logged a season-high 32 points and season-high four steals at San Antonio on 8/5/17

• Netted a season-best 30 points along with 10 boards at Dallas on 7/1/17

• Mustered a 22-point, 15-board, five-block effort vs. the Stars on 6/18/17



**CRYSTAL LANGHORNE** (6-2 • 180 • Center • 10th Season • Maryland)


GP/S 31/31 PTS 12.5 REB 6.0 AST 1.5 STL 0.5 FG% 67.1 3FG% 50.0 MIN 28.3

**LAST GAME:** Posted her third double-double of 2017 with 17 points, 10 boards at Atlanta

• Tallied 19 points and tied a career high with five assists at Phoenix on 8/12/17

• Netted a season-best 20 points on 9-for-9 shooting vs. Atlanta on 6/18/17

• Recorded 17 points on 7-for-8 shooting and six boards vs. the Fever on 5/14/17



**JEWELL LOYD** (5-10 • 165 • Guard • 3rd Season • Notre Dame)

GP/S 31/31 PTS 16.9 REB 3.1 AST 3.4 STL 1.4 FG% 42.1 3FG% 37.3 MIN 31.0

**LAST GAME:** Mustered eight points and three assists at Atlanta

• Tied a season-high 27 points, added five boards, five assists vs. Dallas on 7/28/17

• Matched a season-high 27 points vs. the Dream on 6/18/17

• Scored a game-high 27 points on 10-for-18 FG vs. Indiana on 5/14/17



**SUE BIRD** (5-10 • 150 • Guard • 16th Season • Connecticut)

GP/S 28/28 PTS 10.3 REB 2.0 AST 6.5 STL 1.2 FG% 42.7 3FG% 37.9 MIN 29.8

**LAST GAME:** Registered 15 points, three triples and six dimes at the Dream

• Tallied 14 points, four assists and season-high seven boards at the Sun on 8/8/17

• Recorded 12 points and eight assists, including No. 2,500, against the Wings on 7/1/17

• Scored a season-high 21 points and 10 assists at New York on 6/11/17

#### RESERVES

NO.	NAME	POS.	HT.	COLLEGE	EXP	PPG	RPG
11	Lanay Montgomery	C	6-5	West Virginia	R	0.9	0.7
23	Kaleena Mosqueda-Lewis	F	5-11	Connecticut	2	5.1	0.9
2	Alexis Peterson	G	5-8	Syracuse	R	2.2	1.1
45	Noelle Quinn	G	6-0	UCLA	9	2.7	1.7
8	Carolyn Swords	C	6-6	Boston College	5	2.1	1.5
7	Ramu Tokashiki	F	6-3	Japan	2	3.5	1.7
3	Sami Whitcomb	G	5-10	Washington	R	4.6	1.7

#### SEATTLE ROSTER NOTES

Noelle Quinn - Questionable (Left Knee Soreness)

#### TEAM RECORDS

	Record	Home	Road	OT	2OT
Overall	(14-17)	(10-6)	(4-11)	(0-2)	(0-0)
West	(8-7)	(6-2)	(3-5)	(0-1)	(0-0)
East	(6-10)	(4-4)	(1-6)	(0-1)	(0-0)
Streaks:	L1	W3	L1	L2	--

## 2017 SEATTLE STORM ROSTER

NO	PLAYER	POS	HT	WT	DOB	FROM	YRS
10	Sue Bird	G	5-9	150	10/16/80	Connecticut	15
32	Alysha Clark	F	5-11	167	7/07/87	MTSU	5
1	Crystal Langhorne	F	6-2	185	10/27/86	Maryland	9
24	Jewell Loyd	G	5-10	148	10/5/93	Notre Dame	2
11	Lanay Montgomery	C	6-5	212	9/17/93	West Virginia	R
23	Kaleena Mosqueda-Lewis	F	5-11	180	11/3/93	Connecticut	2
2	Alexis Peterson	G	5-7	139	6/20/95	Syracuse	R
45	Noelle Quinn	G	6-0	178	1/3/85	UCLA	10
30	Breanna Stewart	F	6-4	175	8/27/94	Connecticut	1
8	Carolyn Swords	C	6-6	209	7/19/89	Boston College	5
7	Ramu Tokashiki	F	6-3	176	6/11/91	Japan	2
3	Sami Whitcomb	G	5-10	145	7/20/88	Washington	R

### BASKETBALL OPERATIONS STAFF

Interim Head Coach	Gary Kloppenburg (UC San Diego '81)
Assistant Coach	Ryan Webb (Seattle U)
Advanced Scout	Emre Vatansever (Marmara University Istanbul)
Sports Performance	Emily Blurton (Alaska-Fairbanks)
Sports Performance	Susan Borchardt (Stanford '05)
Athletic Trainer	Tom Spencer (Central Washington)
Physical Therapist	Abby Gordon (Connecticut)
Team Doctor	Dr. Adam Pourcho (Michigan State)
Team Doctor	Dr. Jeff Cary (Colorado)
Chiropractor	Dana McCracken
Nutritionist	Susan Kleiner (Hiram College)
Basketball Operations	Talisa Rhea (Seattle U '12)
Video & Equipment	Erin McKinney (Wisconsin-Whitewater)

### PRONUNCIATION GUIDE

Ramu Tokashiki (goes by Tak) (Rah-Moo Toe-KOSH-Key)  
Breanna Stewart (Bre-ANNA)  
Lanay (Luh-Nae)

### PREGAME MEDIA AVAILABILITY

Per WNBA rules, the Storm will hold pregame media from 90:00 - 60:00 on the pregame countdown clock. There are preset times for the following athletes and interim head coach Gary Kloppenburg, but please notify a member of the Storm PR department if you wish to speak with an athlete not listed below.

95:00 - Interim Head Coach Gary Kloppenburg

90:00 - Breanna Stewart

90:00 - Jewell Loyd

60:00 - Sue Bird

## SEATTLE'S BIG 3 BY THE NUMBERS

### SUE BIRD



**2,594** assists for her career.

**6** assists away from passing Ticha Penicheiro as the league's leader in career assists. Penicheiro (2,599 assists) played 454 games (15 seasons) in the WNBA.

**6.5** assists per game in 2017, good for third in the WNBA.

**44.4%** Bird knocked down three-balls at a blistering rate in 2016, connecting on a career-high 44.4% from deep.

**5,811** Bird ranks ninth in WNBA all-time for total points.

**475** games played. Bird has never come off the bench in WNBA action.

**36** at age 36, Bird is currently the oldest active player in the league.

### JEWELL LOYD



**9.5%** Loyd's 3-point shooting percentage increased significantly from year one to year two.

**16.5** PPG in 2016, jumping **5.8** points from her rookie season in 2015 to her sophomore campaign in 2016.

**88.1 %** from the stripe for her career, including a 14-of-14 performance on 8/30/15 vs. Washington, a Storm record for most free throws in a single game without a miss.

**16.9** PPG in 2017, which ranks 10th in the WNBA.

**42.1 %** shooting clip in 2017.

**28.5** inch vertical. Standing 5-10, Loyd is able to grab the 10-foot rim and can dunk a tennis ball.

**2** double-double games in 2016, **2** 30+ point games in 2016.

**13** games with 25-plus points in **3** years.

### BREANNA STEWART



**621** points in her rookie season, third-most in WNBA rookie history (S. Augustus, 2006, 744 points; C. Pondexter, 2006, 624 points).

**2** 2016 WNBA postseason honors, including WNBA Rookie of the Year and All-WNBA Second Team. She was runner-up in Defensive Player of the Year voting.

**38** points on 6/28/16 vs. Atlanta, a career-high single game performance and a Storm rookie single-game record.

**7'1"** wingspan. At 6-4, Stewart's wingspan rivals that of NBA superstar LeBron James, a 6-8 forward with a 7'1/4" wingspan.

**20** career double-doubles.

**14** games in 2016 where she hit double-digit rebounds, including a career-high 17 vs. New York on 6/5/16.

**1,223** points in just 64 career games.

**2** WNBA Player of the Week awards in 2017.

## 2017 SEATTLE STORM SOCIAL MEDIA ROSTER

NO	PLAYER	TWITTER HANDLE	WEBSITE
10	Sue Bird	@S10Bird	suebirdonline.com
32	Alysha Clark	@alyshaclark	alyshaclark.com
1	Crystal Langhorne	@crystalanghorne	
24	Jewell Loyd	@jewellloyd	jewellloyd.com
23	Kaleena Mosqueda-Lewis	@Kaleena_23	
2	Alexis Peterson	@_PistolPete1	
45	Noelle Quinn	@IAmSoLA45	
30	Breanna Stewart	@bre_stewart30	
8	Carolyn Swords	@CarolynSwords	
7	Ramu Tokashiki	@TOKASHIKI_10	
3	Sami Whitcomb	@SamBam32	
	Gary Kloppenburg	@CoachKlop	
	Ryan Webb	@RyanWebb54	
	Seattle Storm Official	@seattlestorm	stormbasketball.com

## STORM TWITTER FEED...



**Seattle Storm** @seattlestorm · Aug 17  
NEWS | @Alysha\_Clark awarded July @WNBA Cares Community Assist honor presented by @StateFarm!

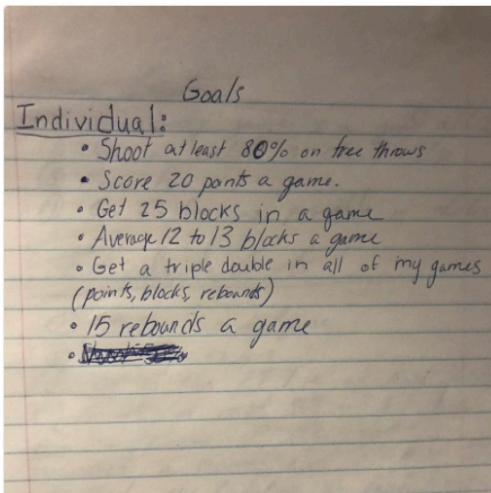
MORE | [on.nba.com/2wTE0wv](https://on.nba.com/2wTE0wv)



**Seattle Storm** @seattlestorm · Aug 17  
Get your 2017 Seattle Storm team poster tomorrow at Youth Fitness Night presented by @kpwashington! #WatchMeWork



**Breanna Stewart** @bre\_stewart30 · Aug 22  
My mom found this in one of my old notebooks from when I was younger lol...  
#Goals



42 250 1.7K



**Seattle Storm** @seattlestorm · Aug 16  
Let's do this!

#RallyTogether





## TONIGHT'S OPPONENT



# PHOENIX MERCURY

All-Time Record vs. Mercury: 39-28 Storm  
 All-Time Home Record vs. Mercury: 21-11 Storm  
 All-Time Road Record vs. Mercury: 18-17 Storm  
 Current Streak: 1 Storm Win  
 Current Streak at Home: 1 Mercury Win  
 Current Streak on the Road: 1 Storm Win

Largest Storm Win: 41 points, 89-48 (7/19/02)  
 Largest Mercury Win: 33 points, 82-49 (6/7/00)  
 Longest Storm Win Streak: 7 (5/22/10-7/26/11)  
 Longest Mercury Win Streak: 9 (5/17/14-8/12/15)

## SERIES NOTES

- In its last matchup with the Mercury, the Storm came away with a 98-89 triumph at Talking Stick Resort Arena. Breanna Stewart recorded 20 points and nine rebounds, as the Storm earned its first road win in six tries.
- On Aug. 12 at Phoenix, Seattle had four players record at least five assists for the first time in franchise history.
- The largest Storm win came 15 years ago in Sue Bird's rookie season, when the Storm bested Phoenix by 41 points (89-48) on July 19, 2002.
- On May 20, 2016 against the Mercury, Jewell Loyd recorded each of the Storm's final 10 points, including the go-ahead jumper with 2.9 seconds remaining, to overcome a seven-point deficit with just over three minutes left in the game. The Storm won 81-80 thanks to Loyd's 30-point effort.
- The first time the Storm played Phoenix this season on June 23 was also the last time Seattle was above .500 with a 6-5 record.
- In two wins against the Mercury last year, Jewell Loyd averaged 31 points per game.

## 2017 RESULTS VS. PHOENIX

### Seattle 98, Phoenix 89 - KeyArena (8/12/17)

The Seattle Storm (11-16) made its only trip to the desert this season, playing a Saturday night road game against the Phoenix Mercury (14-13). Seattle was playing its first game under interim coach Gary Kloppenburg, and the Storm responded with one of its best offensive outings of the season, winning 98-89 on Phoenix's home court. The duo of Breanna Stewart and Jewell Loyd combined for 40 points, with each player scoring 20. Crystal Langhorne flexed her way to 19 points on 8-for-9 shooting numbers. Alysha Clark played one of her best games of 2017, putting up 13 points, five rebounds and a 15 +/- rating in 21 minutes of playing time. Seattle's bench exploded for 23 points on 8-for-16 shooting, led by six points each from Kaleena Mosqueda-Lewis and Sami Whitcomb. Four players dished out five assists for the Storm, marking a franchise first. Stewart gave Seattle its first points of the second frame with a pull up jumper at 7:07. layup at the quarter's 4:43 point to give the road team its biggest lead of the half (46-40). At halftime, the teams were deadlocked at 53. Seattle put on a shooting display, making 55.6 percent (20-for-36) of its first half field goals. Seattle stacked up 15 assists on its initial 20 made field goals. Clark rattled home a three early in the third quarter, serving as Seattle's first points of the second half and snapping a streak of seven misses in eight shots. Taurasi buried a shot from three-point range four minutes into the third quarter, raising the Mercury lead to a game-high seven points (66-59). The Storm answered with a mini 7-2 run to get within two points as the third quarter clock melted away. Ramu Tokashiki knocked home a jump shot to supply Seattle with a four-point lead (72-68) in the quarter's waning moments. Three fourths of the way through the game, Seattle had a 78-74 lead. Mosqueda-Lewis sank Seattle's 10th three of the night to push the Storm's lead to seven. On its next possession, Stewart banked in a leaning shot in the lane, extending the lead to nine (86-77) and capping an 8-0 run. That run would grow to 10-0 before Taurasi put a stop to it with a baseline J. With five minutes to go Seattle owned a 90-84 edge. Phoenix went scoreless until the 44-second mark, at which point Seattle had a 98-87 lead. The Mercury mustered two more garbage time points before the game ended, with Seattle on top 98-89. The win at Talking Stick Arena was Seattle's first road victory since July 1.

August 12, 2017	SCORE	HI SCORER	HI REBOUND	HI ASSISTS	FG%	FT%	REB (O-D-T)
Seattle	98	Stewart, 20 Loyd, 20	Stewart, 9	Langhorne, 5 Loyd, 5 Bird, 5 Quinn, 5 Taurasi, 4	36-64 (56.3)	16-24 (66.7)	5-25-30
@ Phoenix	89	Taurasi, 20	Cannon, 9		31-67 (46.3)	19-25 (76.0)	13-20-33

### Seattle 82, Phoenix 85 - KeyArena (6/23/17)

The Seattle Storm nearly overcame an 11-point, second-half deficit but ultimately dropped an 85-82 heartbreaker to the Phoenix Mercury on Friday night for Pride Tipoff at KeyArena. Between the inside play of Brittney Griner and outside shooting of Diana Taurasi, the Mercury (7-5) notched critical buckets to weather several Storm comeback attempts. The duo ultimately finished with 25 points apiece, including six three's from Taurasi, the WNBA's all-time scoring leader. For the second straight game, Breanna Stewart eclipsed the 20-point mark with 21 points to go along with a team-high eight boards, but it wasn't enough. She certainly had help with Jewell Loyd, who kept Seattle (6-6) in it during the second half, finishing with 18 points and six assists. The second quarter was back and forth, featuring six lead changes in the opening five minutes. A three by Sue Bird capped a 5-0 Storm run to make it 32-31 Seattle with 6:38 left in the half, but Yvonne Turner scored inside to put Phoenix back up one, and the Mercury kept that advantage for the next five minutes thanks in large part to Taurasi. The Mercury stretched the gap to 11 (57-46) and potentially could've made it worse if it hadn't been for Loyd, who scored Seattle's first 10 points of the second half. A three by Bird cut the deficit to three (59-56), but Griner scored seven of the Mercury's next 13 to push it back to nine (72-63). Stewart's three made it a five-point (75-70) contest, and Seattle later pulled to within three (77-74) midway through the fourth with buckets by Alysha Clark and Crystal Langhorne. The Storm had its chances to tie the game but couldn't seem to get over the hump. Defensive stops helped Seattle claw its way back in one more time, and two free throws by Loyd cut the margin to three (85-82) at the 32.5 mark. On the Mercury's next possession, Taurasi got whistled for an offensive foul, giving the Storm a chance to send the game into overtime. After a jump ball, Seattle retained possession with 3.6 seconds left and got a decent look, but Sami Whitcomb's three at the buzzer came up short.

June 23, 2017	SCORE	HI SCORER	HI REBOUND	HI ASSISTS	FG%	FT%	REB (O-D-T)
Phoenix	82	Griner, 25 Taurasi, 25	Griner, 6	Taurasi, 4	32-69 (46.4)	13-14 (92.9)	8-23-31
@ Seattle	85	Stewart, 21	Stewart, 8	Bird, 8	28-59 (47.5)	17-22 (77.3)	4-21-25

## LAST GAME

Seattle 83, Atlanta 89 - McCamish Pavilion (8/23/17)

The Seattle Storm took its hot streak down south for an appointment with the Atlanta Dream, a team entering play on a nine-game losing streak. Led by Layshia Clarendon and Sancho Lyttle, the Dream put an end to the streak, besting the Storm 89-83. Crystal Langhorne had a 17 and 10 outing, while Breanna Stewart led Seattle with 18 points. Sue Bird facilitated six assists, meaning she needs six more to break the record for most assists in WNBA history. Both teams shot the ball well all night, with Seattle bucketing 33-for-65 shots (50.8 percent) and Atlanta banging 35-for-63 (55.6 percent). Every player who started for the Dream finished with at least a dozen points. Clarendon broke her own Atlanta franchise record by serving 14 assists. Kaleena Mosqueda-Lewis was the leading scorer off the bench for either team, netting 12 in 12:39 of action. This Wednesday night showdown was gripping all the way through. The lead changed 10 times over the course of 40 minutes. Atlanta hit 5-for-6 of its shots to open the game, but was tied at 10 after four minutes of play. Each of Seattle's five starters made a field goal during this stretch. A falling right-handed hook shot from Langhorne put Seattle up by three (15-12) at the 4:44 mark. Stewart entered the first points of the second quarter, connecting on a turnaround in the post. Alexis Peterson hit nothing but net on a three to extend Seattle's lead to six (31-25) in the primary stages of the second quarter. Mosqueda-Lewis notched four quick points after coming off the bench, giving the Storm a 38-34 lead before a timeout at 4:45. Seattle opened up an eight-point gap (48-40), its biggest of the game, before Clarendon nailed a three on Atlanta's last possession of the half. The halftime score read 48-43. After posting one of its best offensive games of the season in Chicago, the Storm's hot shooting carried into McCamish Pavilion. The Dream grabbed a 50-49 lead less than two minutes into the second half, prompting a timeout from Kloppenburg. Whatever was said appeared to pay immediate dividends, as his team responded with four straight points. Midway through the third, Seattle was in a four-point hole. Mosqueda-Lewis got the visitors within one (58-57) after stroking a long two. She gave the team a lead, and her 11th point of the night, on the very next trip down the floor. The lead changed hands many times in the third quarter, which closed with a Carolyn Swords layup to knot things up at 64. Seattle managed just 16 points in the third stanza. Down by two with the clock ticking under two minutes, Seattle went to Jewell Loyd, who was pure on a jump shot to tie the game at 80. From there, Clarendon pushed in a runner and Sykes got a hometown roll on a three to dig Seattle into an 85-80 deficit. Seattle earned just three more points after that, losing 89-83.

August 23, 2017	SCORE	HI SCORER	HI REBOUND	HI ASSISTS	FG%	FT%	REB (O-D-T)
Seattle	83	Stewart, 18	Langhorne, 10	Bird, 6	33-65 (50.8)	12-16 (75.0)	4-22-26
@ Atlanta	89	Lyttle, 18	Lyttle, 9	Clarendon, 14	35-63 (55.6)	12-18 (66.7)	5-27-32

## PREVIOUS GAME

Seattle 103, Chicago 66 - Allstate Arena (8/20/17)

The Seattle Storm (14-16) hit the Midwest for a Sunday game that will certainly hold playoff implications. Seattle routed the Chicago Sky (11-18), a team that is flirting with the playoffs' eighth seed, by a 103-66 margin. Illinois native Jewell Loyd put on a show for her hometown crowd, finishing with 17 points and four rebounds. Breanna Stewart finished a rebound shy of her ninth double-double of the season, and Sue Bird inched closer to the league's all-time assist record with her eight dimes. She needs a dozen more to earn the right of leading assister in WNBA history. Offensively and defensively, the Storm imposed its will all night. Each member of the starting lineup had at least eight points, and every player on the Storm's roster made at least one field goal. Alysha Clark played one of her best games of 2017, putting up 17 points and going 3-for-3 from beyond the arc. Bird dropped eight points and eight assists with zero turnovers, while Crystal Langhorne added her typical 10 points on 4-for-6 shooting numbers. When Loyd drilled a three in front of the Storm bench with 3:30 left in the frame, she gave her team a commanding 25-6 advantage. At the quarter's conclusion, Seattle held a 29-15 lead. In the team's July 18 matchup, the Storm had an almost identical 29-11 lead. Loyd had 10 points in the first 10 minutes, and the Storm defense held Chicago to 7-for-20 from the field. The Sky also struggled from deep, shooting 0-for-5 on three's while recording just three assists and seven turnovers. Bird got a friendly roll on a three on the Storm's first possession of the third quarter, putting the team on top 60-38. Seattle looked up with 6:50 on the third quarter clock and saw the score read 64-40, representing its biggest lead of the game to that point. The lead crept up to 27 points (69-42) when Clark dead-eyed a three midway through the third period. With minutes to spare in the third quarter, Seattle was sitting on a 33-point lead (79-46). Kloppenburg rested his starters for the entire fourth quarter, as the team breezed to a 37-point demolition. Whitcomb drove the lane and stuck the layup to push Seattle's score into triple digits, the second time this season the Storm have knocked down the 100-point barrier. In its last three games before being shut down by the Storm, Chicago was rocking a 113.7 offensive rating, by far the highest in the league. The red-hot Storm grounded the Sky's offense, allowing 66 points and inducing 16 turnovers. The visitors took control of the glass as well, sticking 42 rebounds to Chicago's 28.

August 20, 2017	SCORE	HI SCORER	HI REBOUND	HI ASSISTS	FG%	FT%	REB (O-D-T)
Seattle	103	Stewart, 19	Stewart, 9	Bird, 8	41-78 (52.6)	9-12 (75.0)	9-33-42
@ Chicago	66	Dolson, 10	Breland, 9	Vandersloot, 6	27-67 (40.3)	9-12 (75.0)	7-21-28

## LAST GAME VS. TONIGHT'S OPPONENT

Seattle 98, Phoenix 89 - KeyArena (8/12/17)

The Seattle Storm (11-16) made its only trip to the desert this season, playing a Saturday night road game against the Phoenix Mercury (14-13). Seattle was playing its first game under interim coach Gary Kloppenburg, and the Storm responded with one of its best offensive outings of the season, winning 98-89 on Phoenix's home court. The duo of Breanna Stewart and Jewell Loyd combined for 40 points, with each player scoring 20. Crystal Langhorne flexed her way to 19 points on 8-for-9 shooting numbers. Alysha Clark played one of her best games of 2017, putting up 13 points, five rebounds and a 15 +/- rating in 21 minutes of playing time. Seattle's bench exploded for 23 points on 8-for-16 shooting, led by six points each from Kaleena Mosqueda-Lewis and Sami Whitcomb. Four players dished out five assists for the Storm, marking a franchise first. Stewart gave Seattle its first points of the second frame with a pull up jumper at 7:07. layup at the quarter's 4:43 point to give the road team its biggest lead of the half (46-40). At halftime, the teams were deadlocked at 53. Seattle put on a shooting display, making 55.6 percent (20-for-36) of its first half field goals. Seattle stacked up 15 assists on its initial 20 made field goals. Clark rattled home a three early in the third quarter, serving as Seattle's first points of the second half and snapping a streak of seven misses in eight shots. Taurasi buried a shot from three-point range four minutes into the third quarter, raising the Mercury lead to a game-high seven points (66-59). The Storm answered with a mini 7-2 run to get within two points as the third quarter clock melted away. Ramu Tokashiki knocked home a jump shot to supply Seattle with a four-point lead (72-68) in the quarter's waning moments. Three fourths of the way through the game, Seattle had a 78-74 lead. Mosqueda-Lewis sank Seattle's 10th three of the night to push the Storm's lead to seven. On its next possession, Stewart banked in a leaning shot in the lane, extending the lead to nine (86-77) and capping an 8-0 run. That run would grow to 10-0 before Taurasi put a stop to it with a baseline J. With five minutes to go Seattle owned a 90-84 edge. Phoenix went scoreless until the 44-second mark, at which point Seattle had a 98-87 lead. The Mercury mustered two more garbage time points before the game ended, with Seattle on top 98-89. The win at Talking Stick Arena was Seattle's first road victory since July 1.

August 12, 2017	SCORE	HI SCORER	HI REBOUND	HI ASSISTS	FG%	FT%	REB (O-D-T)
Seattle	98	Stewart, 20 Loyd, 20	Stewart, 9	Langhorne, 5 Loyd, 5 Bird, 5 Quinn, 5	36-64 (56.3)	16-24 (66.7)	5-25-30

## NEXT OPPONENT: WASHINGTON MYSTICS

Washington Mystics, Friday, September 1 at 7 p.m. EDT, Verizon Center, Washington, D.C.

Series Quickhits: Storm vs. Mystics

All-Time Results

Current Streaks

Last Win: 5/21/17, 81-71

Overall: 19-14 Storm

Overall: 1 Mystics Win

Last Loss: 6/27/17, 70-100

In Seattle: 14-4 Storm

In Seattle: 2 Storm Wins

In Washington: 10-6 Mystics In Washington: 1 Mystics Win

### 2017 vs. Washington

May 21 @ SEA W 81-71

June 27 @ WASH L 70-100

Sept. 1 @ WASH 4 p.m. PDT

## 2017 HEAD TO HEAD WIN GRID

	ATL	CHI	CON	DAL	IND	LAS	MIN	NYL	PHO	SAS	WAS
WIN	1	1		2	2	1	1	1	1	3	1
LOSS	2	1	3	1	1	2	2	2	1	1	1

## PLAYER NOTES

### PETERSON, MONTGOMERY HEAD WEST

In the 2017 WNBA Draft presented by State Farm, the Storm selected Alexis Peterson (15th pick, Syracuse) in the second round, followed by Lanay Montgomery (30th pick, West Virginia) in the third round. The all-time assist leader at Syracuse and reigning ACC Player of the Year, Peterson served as the floor general for the Orange, totaling 1,978 points and 590 assists to cap her career. Montgomery, a 6-5 center, averaged 10.6 points, 8.9 boards and 2.8 blocks per game on the way to leading the Mountaineers to their first Big 12 Tournament title.

### ANYTHING YOU CAN DO...

Breanna Stewart notched 2016 WNBA Rookie of the Year honors to cap her inaugural professional campaign and help Seattle become the first franchise in league history to garner back-to-back Rookie of the Year honorees (Jewell Loyd, 2015). In addition to posting 12 double-doubles, Stewart averaged a team-high 18.3 points and 9.3 rebounds to carry the Storm to its first playoff appearance since 2013.

### BIRD: FLYIN' UP THE RECORD BOOKS

In 2017, Sue Bird has already moved up two spots in the all-time rankings for points. With a 10-point performance at San Antonio on June 6, Bird passed Katie Douglas to climb to 10th, and she netted 11 at Indiana to pass DeLisha Milton-Jones to scoot to No. 9. She has 5,811 career points, needing 189 more to become the eighth player in WNBA history to eclipse the 6,000-point mark.

#### SEATTLE'S FG QUEEN

With a 3-for-10 effort at Los Angeles on July 25, Sue Bird became the all-time leader in franchise history in field goals made with 2,091, passing Lauren Jackson (2,090). Not only did Bird pass Jackson in the franchise rankings, she also passed the Aussie on the WNBA's all-time rankings, moving to No. 8.

#### ONE OF THE ALL-TIME BEST DISHIN' THE ROCK

At age 36, Sue Bird is just 12 assists shy of passing Ticha Penicheiro (2,599) on the WNBA all-time assist rankings. She boasts a 5.5 assist per game career average, sitting in second place on the all-time list. Bird led the league in dimes per game in 2016, dishing out 5.8 en route to the WNBA Peak Performer award in the category.

RK.	NAME	ASSISTS
1	Ticha Penicheiro (Ret.)	2,599
2	<b>Sue Bird (SEA)</b>	<b>2,594</b>
3	Lindsay Whalen (MIN)	2,249
4	Becky Hammon (Ret.)	1,708
5	Diana Taurasi (PHO)	1,652

#### SHE'S A THIEF!

Now in her 16th season in the WNBA, Sue Bird is eighth in career steals with 606. She averages 1.3 steals per game for her career, which included one season missed due to injury. In eight of the 14 years she played, Bird recorded 1.4 or more steals per contest.

RK.	NAME	STEALS
6	Katie Douglas (Ret.)	623
7	DeLisha Milton-Jones (Ret.)	619
8	<b>Sue Bird (SEA)</b>	<b>615</b>
9	Sancho Lyttle (ATL)	601
10	Taj McWilliams-Franklin (Ret.)	580

### SEATTLE ADDS A SWORD(S)

Seattle's frontline got a lot taller in late January thanks to the acquisition of 6-6 center Carolyn Swords. The Storm traded its sixth and 18th picks in the 2017 WNBA Draft with Washington to get the Boston College graduate out to Seattle. The Mystics, as part of the three-way swap, sent Kia Vaughn and Bria Hartley to New York. In her final season with the Liberty, Swords averaged a career-best 5.2 points and 4.6 rebounds per game while shooting 57 percent from the floor.

#### BACK FOR SECONDS

In 2016, Breanna Stewart simply shattered the Storm's all-time rookie records, and the New York native is poised to carry the momentum over to her sophomore campaign. The reigning WNBA Rookie of the Year and All-WNBA Second Team selection, Stewart set Storm rookie records for points (621), field goals (208), rebounds (317) and minutes (1,179), and she also tied the single-season block record with 64. Stewart scored 20+ points in 15 games, including a historic, single-record tally of 38 vs. Atlanta on June 28, 2016.

#### A SHINY, NEW JEWELL

Jewell Loyd's jump from her rookie campaign to year two in the WNBA paid dividends in Seattle's late-season push for its 11th playoff appearance in franchise history. Loyd's points-per-game average jumped 5.8 points (from 10.7 to 16.5), and she also nearly doubled her assist average to 3.4 per contest in 2016. Loyd's game-winner at Phoenix snapped a nine-game losing streak to the Mercury and gave Seattle its first win of the 2016 season, and she later netted a career-high 32 points in a 14-point win over the Mercury on June 3, 2016.

#### HOME, SWEET HOME

On Feb. 8, 2017, Seattle inked sharpshooter Sami Whitcomb to its training camp roster, allowing the former University of Washington standout to return to Seattle. With five years of international experience, Whitcomb has most recently played for the Perth Lynx in Australia, where she totaled 24.0 points, 5.4 rebounds and two assists per game. While playing for the Huskies during her college career, Whitcomb led the team in scoring (13.0 PPG), rebounds (5.6 RPG) and assists (2.5 APG).

### STORM TRIO COLLECTS POSTSEASON AWARDS

Seattle boasted the most players on the 2016 All-WNBA First and Second Teams, highlighted by Sue Bird's first team recognition and recipient of the Peak Performer Award as the league leader in assists (5.8 per game). Breanna Stewart (18.3 PPG, 9.3 RPG) was named the 2016 Rookie of the Year, and both she and Jewell Loyd (16.5 PPG, 3.4 APG) earned second team recognition. Together, the trio accounted for nearly 59 percent of the team's offense and 66 percent of its team assists.

#### THE BIG 2-5

In the first three games of the 2017 campaign, Jewell Loyd recorded at least 25 points in each contest, all of which she accomplished on 55.6 percent shooting or better. She hit 10 field goals in each game, and on May 21 vs. Washington, she went 10-for-14 from the floor for a 71.4 percent clip. She now has seven 25-point games in 2017.



## PLAYER NOTES

### CRYSTAL CLEAR

Crystal Langhorne sits second all-time on the WNBA's field goal percentage charts. A career 57.3 percent shooter, Langhorne has led the Storm in scoring twice since joining the team and in consecutive seasons (2014, 2015).

RK.	NAME	FG%
1	Sylvia Fowles (MIN)	59.0
2	<b>Crystal Langhorne (SEA)</b>	<b>57.3</b>
3	Kiah Stokes (NYL)	56.7
T-4	Brittney Griner (PHO)	56.4
T-4	Alisa Buras (Ret.)	56.4

### LOYD JOINS 1,000-POINT CLUB

On May 21 against Washington at KeyArena, Jewell Loyd scored her 1,000th-career point in just her third pro season. The bucket came amidst a furious Seattle run in the third quarter, as she nailed a step-back jumper with 31.9 seconds left. The former Notre Dame standout has simply changed the complexion of the Storm this season, averaging 26 points per game and shooting 60 percent (30-for-50) from the field.

### RETURNING TO THE NEST

In her 16th season with the Storm, Sue Bird made her return to the lineup on May 21 against the Washington Mystics after missing the first two games of the season. A 2016 All-WNBA First Team selection, Bird picked up right where she left off from last season, tallying nine points and a game-high 10 assists in 29 minutes of action. At age 36, Bird is the oldest active player in the league.

### EN FUEGO FROM THE GET-GO

For the seventh time in her career on Aug. 20 at Chicago, Jewell Loyd tallied at least 15 first-half points, as she posted 17 in the opening 20 minutes. She hit seven field goals in the first two quarters, shooting 58.3 percent, including a 2-for-3 mark from beyond the arc. Loyd has scored at least 15 first-half points four times in 2017 (June 13 vs. Atlanta - 16 points; May 21 vs. Washington - 17 points; May 13 at Los Angeles - 18 points).

### MUST BE A NEW YORK THING

Two former UCONN standouts and New York natives in Sue Bird and Breanna Stewart teamed up for double-doubles in an eight-point Storm loss at New York on June 11. Bird earned her 22nd-career double-double with 21 points and 10 dimes, which were also season-high efforts for the 16-year veteran. Despite fouling out midway through the fourth quarter, Stewart notched 23 points and 10 rebounds in the losing effort.

### STEWIE'S 20 & 10

Breanna Stewart has recorded seven games this season with at least 20 points and 10 rebounds, with her most recent performance coming on July 18 vs. Chicago, where she scored 25 points to go along with 11 rebounds. On July 1, she posted a 30-point, 10-board double-double at Dallas. As a rookie in 2016, Stewart eclipsed the 20-10 mark twice, and she now has 19 career double-doubles.

### BIRD SHINES IN 10TH ALL-STAR GAME

Sue Bird was named to her 10th WNBA All-Star Game, tying the league record held by Tamika Catchings. Bird also received the honor of being named a starter in the game, which was the eighth time in her 16 seasons. Bird was a participant in the three-point shooting contest, which made a comeback for the first time in eight years. In the end, Bird dished out an All-Star record 11 assists on way to a 130-121 West victory.

### STEWIE COMES IN CLUTCH

Breanna Stewart's late-game heroics were what ultimately sealed the deal for Seattle in its home-opening win vs. Indiana on May 14. Stewart grabbed a key offensive rebound before nailing the go-ahead three-pointer with 1:40 left to play, and she went on to drop a dime to Crystal Langhorne to make it a four-point game before coming up with a huge rejection at the 24.9 mark. Stewart battled through foul trouble and registered 15 points and seven rebounds.

### WHITCOMB'S 15 MINUTES OF FAME

Prior to the May 26 meeting with New York, Sami Whitcomb had only seen action in a total of nine minutes. But Seattle needed the former University of Washington to defeat the Liberty, as she scored 22 second-half points to anchor a big Storm comeback from 10 down. Whitcomb buried six treys during that stretch, which tied a WNBA record for the most three's made by a player in one half.

### LET ME LEND YOU A DIME

While Sue Bird is closing in on the all-time assist record in WNBA history, other Storm players like Jewell Loyd are eclipsing their own milestones. On June 6 in an 85-76 win over San Antonio, Loyd recorded a season-high six dimes, including assist No. 200 for her career, which she notched at the 9:07 mark of the third quarter on a pass to Breanna Stewart. Loyd also reached the 1,000-point milestone earlier this season on May 21.

### LOYD'S 3-POINT REVOLUTION

It's no question that Jewell Loyd's shooting ability has improved significantly since her rookie season. In fact, it took just five games for the former Notre Dame superstar to surpass her three-point field goal total from her rookie campaign. In 2015, Loyd went 10-for-48 from deep for 20.8 percent. This season, she has made 47 treys from beyond the arc.

### BIRD SKIES PAST TINA THOMPSON FOR THREE'S

With a 4-for-5 effort from downtown on June 11 at New York, Bird passed Tina Thompson, a former Storm player, to move to fourth all-time in the WNBA record books for treys made. Bird has gone 749-for-1,948 (38.4 percent) from beyond the arc during her career and needs 81 more three's to pass Becky Hammon in the No. 3 spot. Bird has been one of the most efficient outside shooters, hitting 38.4 percent of her three's, which ties for fourth all-time in WNBA history.

### STEWIE STYMIES THE STARS

In a 75-57 win over San Antonio on June 18, Breanna Stewart took over in the second half, scoring eight straight points to help Seattle turn a six-point lead into a 15-point cushion. She finished with 22 points, as well as a season-high 15 rebounds and career-best five blocks. In the last five games, Stewart is averaging 21.2 points and 9.6 boards per affair. She's notched three double-doubles in 2017 and has 15 for her career.

### MILESTONES IN THE LONE STAR STATE

In a win over Dallas Wings on July 1, both Sue Bird and Alysha Clark reached milestones. Bird dished out eight assists on the night on the way to notching her 2,500th-career dime midway through the second frame, while Clark joined the 1,000-point club with a trey in the first half. She is the second Storm player (Jewell Loyd) to reach 1,000 points for her career in 2017.

### STEWIE MAKES ALL-STAR DEBUT

On July 18, Breanna Stewart was one of six reserves named to the Western Conference All-Star team. Stewart was also one of six reserves named as an All-Star for the first time. In her debut, Stewart came off the bench to notch nine points and six rebounds in 18 minutes of action. Stewart had been one of the most involved players in All-Star Weekend, attending the Seattle Mariners game before climbing atop the Space Needle to help raise the WNBA flag.

## LANG'S HOT STREAK

Normally 3-for-3 or 4-for-4 shooting performances are often overlooked. But 9-for-9 and 5-for-5 shooting clips simply can't be ignored, which is what Crystal Langhorne achieved in two consecutive games against Connecticut and Atlanta. In a win over Atlanta on July 15, she shot 9-for-9 on the way to scoring a season-high 20 points, and she set a franchise record for the most makes without a miss. Her streak went on to reach 21 vs. Chicago before she finally missed in the second frame. Nneka Ogwumike's (Los Angeles) streak of 23 set between June 7-14 of 2016 tops the league.

## THAT DIDN'T TAKE LONG

With a 23-point performance at Los Angeles on July 25, Breanna Stewart became the third Storm player to join the 1,000-point club this season. Jewell Loyd and Alysha Clark also achieved the feat this season. In just her 54th-career game, Stewart tied WNBA great Tamika Catchings for the fourth fastest in league history to achieve this feat.

## A FLYING 'START'

On Aug. 8 at Connecticut, Sue Bird broke the WNBA's all-time career record for starts with 471. She passed former Storm forward Tina Thompson for most starts in WNBA history. Bird already holds the record for most games played, and she has never come off the bench during her career.

## LANG BACK ON THE BLOCK

Crystal Langhorne collected career block No. 100 on Aug. 12 at Phoenix. She also had 19 points on 8-for-9 shooting and tied a career high with five dimes. Langhorne is in her 10th season in the WNBA, including her fourth go-around with the Storm.

## EASY PICKINS FOR ALYSHA

On Aug. 16 in an upset win over Minnesota, Alysha Clark snagged her 100th-career takeaway in the 62-61 triumph. She also contributed seven points and seven rebounds in 31 minutes of action. Clark is in her sixth season out of Middle Tennessee State.

## 1-2 PUNCH OF STEWIE, JEWELL

Seattle became the first team to ever notch back-to-back Rookie of the Year honorees in Jewell Loyd and Breanna Stewart. The duo has led the way offensively and makes Seattle one of three (PHO, LAS) teams in the WNBA to rank in the top 10 in scoring. Stewart is fifth in the league with 19.4 points per game, while Loyd ranks ninth with a 16.5 points per game average.

## ON PACE FOR HISTORY

Crystal Langhorne is on pace for a historic season when it comes to field goal percentage. If she continues her 67.1 percent clip, it would be the best shooting percentage in league history. Tamika Raymond holds the current record – 66.8 percent in 2003. Langhorne has two perfect games in 2017, including a 9-for-9 effort vs. Atlanta on July 15 – a franchise record for makes without a miss.

## STEWIE NABS PLAYER OF THE WEEK HONOR

For the second time in her career, Breanna Stewart was named the WNBA's Western Conference Player of the Week, the league announced on July 17. Stewart helped the Storm (9-10) to a 1-1 record between July 10-16. After she posted 22 points and eight rebounds in a setback to Connecticut on July 12, Stewart anchored a second-half comeback vs. Atlanta, tallying 24 points, nine boards and a career-high six assists on the way to a 90-84 triumph at KeyArena on Saturday night. On the year, she is averaging 20.1 points and 8.6 rebounds per affair.

## STEWIE: A PIECE OF WNBA HISTORY

After snagging at least seven rebounds on July 28 vs. Dallas, Breanna Stewart became the fastest player in the WNBA to reach 1,000 points and 500 rebounds. Stewart, the reigning WNBA Rookie of the Year and a 2016 Second-Team selection, reached the feat in only 55 games.

## CRYSTAL HITS 4,000

After scoring five points at Connecticut on Aug. 8, 10-year veteran Crystal Langhorne surpassed the 4,000-point mark. Langhorne tallied her 4000th point at the 1.9 mark of the second quarter. Langhorne has scored her points with efficiency, boasting a 57.3 career field goal percentage.

## TAK THE TALK

Ramu 'Tak' Tokashiki eclipsed the 500-point mark for her career on Aug. 12 at Phoenix. She scored five points off the bench on 2-for-5 shooting and added one block. In her third Storm season, Tokashiki has averaged 5.8 points for her career.

## ANOTHER POW HONOR FOR STEWIE

Breanna Stewart earned her third-career Player of the Week award. She averaged 20.5 points, nine boards and 4.5 assists in wins over the Stars and Sky after she collected a 12-point, 11-rebound double-double in a 62-61 win over top-ranked Minnesota.



## BREANNA STEWART

Needs only one more 20-point performance to break Lauren Jackson's 2003 record of 20 games with 20 points or more. The reigning WNBA Rookie of the Year became the fastest player in league history to reach 1,000 points and 500 rebounds in 55 games.

## WNBA RANKINGS

- #2** in scoring (20.1 PPG)
- #6** in rebounds (8.6 RPG)
- #6** in blocks (1.6 BPG)
- #17** in FG% (48.2)
- #14** in 3PT-FG% (37.1)
- #3** in minutes (32.9 MPG)

**STEWIE: NEEDS ONE-MORE 20-POINT EFFORT FOR STORM HISTORY**



## TEAM NOTES

### HOT FINISH TO 2016

The Storm won five of its last six to cap the regular season in 2016 and earn the No. 7 seed in the WNBA Playoffs, its 11th appearance in franchise history. Three of those triumphs came on the road, and Seattle won those five games by an average of 13.8 points. In Seattle's second to last home game, the Storm took down soon-to-be WNBA champion Los Angeles by an 18-point (78-60) margin, as Breanna Stewart led the way with her 15th 20+ point effort of the season. Seattle looked to ride the momentum of last year's finish and carry it over to this season, and the team did just that, notching its best start since the 2010 campaign, a year in which the team won its second WNBA title.

### WELCOME HOME

Since its inaugural WNBA season in 2000, the Storm is 11-7 in home openers, including an 9-3 mark in its last 12. Seattle has faced Los Angeles in seven of the 16 home openers, going 3-4 in those games.

DATE	OPPONENT	RESULT
5/14/17	IND	W 87-82
5/22/16	MIN	L 71-78
6/6/15	LAS	W 86-61
5/16/14	LAS	L 69-80
6/2/13	PHO	W 75-72
5/18/12	LAS	L 66-72
6/4/11	PHO	W 78-71
5/16/10	LAS	W 81-67
6/7/09	SAC	W 80-70

DATE	LOCATION	RESULT
5/17/08	CHI	W 67-61
5/19/07	HOU	W 82-69
5/21/06	LAS	W 90-67
5/21/05	LAS	L 50-68
5/20/04	MIN	W 88-85
5/30/03	LAS	L 74-77
5/30/02	NYL	L 61-78
5/31/01	PHO	W 83-70
6/1/00	HOU	L 47-77

### ROAD WARRIORS

Although five of Seattle's first six games in 2017 will take place inside the friendly confines of KeyArena, the Storm will face a brutal road slate in August that covers 21,374 miles across six road contests in five different states. Last season, the Storm dropped 10 of 13 road games before fighting back to win three of its last five.

### TEMPERING THE FEVER

Seattle accomplished quite a few feats when it toppled Indiana by a 94-70 margin on May 28 at KeyArena. The Storm shot 61.4 percent, which tied a franchise record at the time (later broken on July 28 vs. Dallas), earned two wins vs. the Fever in Seattle for the first time in franchise history and tied a franchise record for the most points (94) scored against Indiana.

### THE POWER OF THREE

In Seattle's 87-81 win over New York on May 26, the Storm matched a franchise high with 14 three-pointers on 14-for-28 shooting. Nine of those 14 came in the second half, as Sami Whitcomb came off the bench to net six treys, which tied a WNBA record for the most three's made in a half by a single player. The last time Seattle hit at least 14 treys came on Sept. 6, 2012 against Tulsa.

### TAKING CARE OF THE ROCK

After committing 43 turnovers in its first two contests of the 2017 campaign, the Storm only averaged 12.3 in its next three home wins over Washington (May 21), New York (May 26) and Indiana (May 28). Coincidentally, Sue Bird made her return to the lineup when Seattle's miscues went down, showing just how important the 16-year veteran is to the team.

### BEST START SINCE 2010

Seattle opened the 2017 campaign 4-1 to muster its best start since the 2010 campaign, the same year the team went on to win its second WNBA title. After losing at Los Angeles in the season opener on May 13, Seattle averaged 87.3 points in its next four victories.

### STORM UP TO NO. 7 IN AP POWER POLL

In the 14th edition of the Associated Press (AP) Power Poll, the Storm rose to the No. 7 spot, having won four of its last five.

RANK	TEAM	2017 STORM RECORD VS. OPPONENT
1.	Los Angeles	1-2
2.	Minnesota	1-2
3.	Connecticut	0-3
4.	New York	1-2
5.	Washington	1-1
6.	Phoenix	1-1
7.	<b>SEATTLE</b>	--
8.	Dallas	2-1
9.	Chicago	1-1
10.	Atlanta	1-2
11.	San Antonio	2-1
12.	Indiana	2-1

### SEATTLE IN SEASON OPENERS

With a 10-point (78-68) setback at Los Angeles on May 13, Seattle moved to 9-9 all-time in season openers.

DATE	LOCATION	RESULT
5/13/17	SEA @ LAS	L 68-78
5/22/16	SEA @ LAS	L 66-96
6/6/15	LAS @ SEA	W 86-61
5/16/14	LAS @ SEA	L 69-80
5/26/13	SEA @ LAS	L 69-102
5/18/12	LAS @ SEA	L 66-72
6/4/11	PHO @ SEA	W 78-71
5/16/10	LAS @ SEA	W 81-67
6/6/09	SEA @ SAC	W 71-61
5/17/08	CHI @ SEA	W 67-61
5/19/07	HOU @ SEA	W 82-69

DATE	LOCATION	RESULT
5/21/06	LAS @ SEA	W 90-67
5/21/05	LAS @ SEA	L 50-68
5/20/04	MIN @ SEA	W 88-85
5/22/03	SEA @ HOU	L 64-75
5/30/02	NYL @ SEA	L 61-78
5/31/01	PHO @ SEA	W 83-70
5/31/00	SEA @ SAC	L 60-76

*\*Home games in bold*

### STORM SPLITS WITH MERCURY IN PRESEASON

The Storm split its 2017 preseason slate with the Phoenix Mercury, notching a 22-point (86-64) win in Seattle on May 3 before dropping a 17-point (72-55) decision on the road. Jewell Loyd led Seattle offensively, averaging 13.5 points and shooting a perfect 10-for-10 from the free throw line. Adding a spark off the bench, Sami Whitcomb netted 27 total points in the two games, including six three's.

### REACHING NEW HEIGHTS

The Storm's 86 total points in the preseason opener vs. Phoenix set a franchise record for the most points tallied in a preseason game. After leading by only eight (39-31) at halftime, Seattle shot 51.3 percent (20-for-39) in the second half and outscored the Mercury by 14 in the final 20 minutes to seal an 86-64 victory. Seattle improved to 19-25 in preseason games, including a 12-9 mark at KeyArena.

### FREE POINTS MAKE A DIFFERENCE

If Seattle has proved anything thus far in 2017, it's that it can beat teams at the charity stripe. In the home opener vs. Indiana on May 14, the Storm outscored the Fever by 11 at the line. Freebees came up big two weeks later in a showdown with New York, as Seattle outscored the Liberty, 25-10, at the line to seal an 87-81 win. The Storm has shot a league-best 88.2 percent from the line in 2017.

### BACK ABOVE .500

With an 81-71 win over Washington on May 21, the Storm moved above .500 for the first time since June 6, 2015. Seattle had posted losing records in both 2015 and 2016, and the Storm is currently three games below .500 with a 14-17 record.

## TEAM NOTES

### ANY GIVEN NIGHT...

If there's any indication about this Seattle team, it's that any player on the roster can explode on any given night. In a come-from-behind win over New York on May 26, Sami Whitcomb erupted for 22 points, all of which came in the second half. Alysha Clark scored a season-high 22 points in a 24-point win over Indiana on May 28. While she didn't earn game-high honors, Crystal Langhorne has booked two 17-point performances in 2017 and anchored the team twice, and Jewell Loyd has led the team in scoring 10 times. Breanna Stewart has also tallied team-high honors for points 18 times in 2017.

### IT TAKES A TEAM EFFORT

In an 89-69 win at Dallas on July 1, the Seattle Storm tied a franchise high with 29 assists on the way to welcoming the new month with a win. Seattle hit 56.9 percent of its field goals, nailing 37 buckets out of 65 attempts - its second best shooting effort of the season. Sue Bird led the way with eight dimes, while Alysha Clark added five assists.

### STORM'S DYNAMITE SECOND QUARTER

Despite dropping a 83-79 decision to Connecticut on July 12, Seattle posted the best second quarter in franchise history, tallying 33 points. Seattle shot 80 percent from the floor, 83.3 percent from three and 100 percent from the line in the second quarter, marking the 10th time in league history that a team has shot 80 percent from both the floor and from deep, and connected on a perfect 100 percent from the stripe in a single quarter.

### UPENDING THE TOP-RANKED LYNX

Crystal Langhorne cleaned up the miss and scored the go-ahead bucket down the stretch, and the Seattle Storm mustered a huge 62-61 win over top-ranked Minnesota, who entered the affair with a 21-4 record. It was the Storm's first win against Minnesota in seven tries, snapping a six-game losing streak.

### POINTS...POINTS FOR EVERYONE

For the first time in franchise history, all 12 players scored for the Seattle Storm in a 103-66 road win at Chicago on Aug. 20. Seattle shot 52.6 percent (41-for-78), including 12-for-27 from deep. It was the second time in 2017 that Seattle achieved 100 or more points. The last time was in 2010 during the Storm's championship season.

### SETTING A STANDARD ON OFFENSE

As of Aug. 24, Seattle currently ranks in the top five in five statistical categories on the offensive end, including:

- #1** three's made per game (7.3)
- #2** field goal percentage (47.6)
- #3** assists per game (20.0)
- #4** three-point field goal percentage (36.4)
- #5** field goals made per game (30.1)

### STORM SENDS SPARKS FLYING...AGAIN

On July 8, Seattle defeated defending WNBA champion Los Angeles at home for the fifth straight time, a winning streak dating back to 2015. Breanna Stewart and Jewell Loyd led the way with 26 and 22 points, respectively. The Storm posted 2-0 records at home vs. Los Angeles in both 2015 and 2016 and its win on Sept. 11, 2016 helped the team secure a spot in the 2016 WNBA Playoffs.

### MAKE IT OR BREAK IT

In a 109-93 offensive thriller over Dallas on July 28, Seattle both broke a franchise record and tied two records in the win. The Storm shot 40-for-65 (61.5) on the way to breaking the record for single-game field goal percentage. Seattle bested its 61.4 clip, which it achieved on June 24, 2016 vs Connecticut. The home team also tied two records (at the time) for dimes with 29 and field goals made with 40. These were later broken on Aug. 20 at Chicago.

### TEAM BASKETBALL IN CHICAGO

In Seattle's 103-66 win at Chicago on Aug. 20 on the road, Seattle tied a WNBA record with 34 assists on 41 made field goals. Speaking of field goals - the Storm's 41 made buckets set a franchise record. Breanna Stewart led the Storm with eight field goals en route to 19 points, while Bird dished out a game-high eight assists.

## 2017 QUARTER BY QUARTER SHOOTING

DATE	OPPONENT	1Q	2Q	FIRST HALF	3Q	4Q	SECOND HALF	OT	TOTAL
5/13	@ Los Angeles	71.4	46.2	59.3	27.3	58.3	43.5		52.0
5/14	INDIANA	46.7	31.6	38.2	58.3	64.3	61.5		48.3
5/21	WASHINGTON	73.3	35.2	53.1	64.3	29.4	45.2		49.2
5/26	NEW YORK	29.4	53.8	40.0	38.9	38.5	38.7		39.3
5/28	INDIANA	57.1	66.7	62.1	71.4	50.0	60.7		61.4
6/3	MINNESOTA	37.5	47.1	42.4	56.3	42.9	50.0		46.0
6/6	@ San Antonio	61.5	43.8	51.7	47.1	41.7	44.8		48.3
6/9	@ Indiana	50.0	46.7	48.4	72.7	27.8	44.8		47.5
6/11	@ New York	47.4	33.3	40.0	64.3	37.5	50.0		44.3
6/13	ATLANTA	46.7	61.5	53.6	31.3	35.7	33.3	37.5	42.4
6/18	SAN ANTONIO	30.0	50.0	38.2	37.5	53.8	44.8		41.3
6/23	PHOENIX	61.5	38.9	48.4	57.1	35.7	46.4		47.5
6/27	@ Washington	27.8	44.4	36.1	57.1	43.8	50.0		42.4
6/29	@ Connecticut	62.5	26.3	42.9	47.4	68.8	57.1		50.0
7/1	@ Dallas	50.0	63.2	57.1	62.5	50.0	56.7		56.9
7/6	NEW YORK	36.4	42.9	38.9	25.0	43.8	35.7		37.5
7/8	LOS ANGELES	43.8	53.3	48.4	58.3	54.5	56.5		51.9
7/12	CONNECTICUT	46.7	80.0	63.3	33.3	44.4	39.4		50.8
7/15	ATLANTA	60.0	37.5	50.0	45.0	66.7	53.1		51.5
7/18	CHICAGO	85.7	30.8	59.3	41.7	41.2	41.4		50.0
7/25	@ Los Angeles	43.8	27.3	37.0	42.9	41.7	42.3		39.6
7/28	DALLAS	66.7	68.8	67.6	50.0	58.3	53.6		61.5
7/30	@ Minnesota	41.2	50.0	45.2	46.7	45.0	45.7		45.5
8/4	@ Dallas	47.1	46.7	46.9	38.5	25.0	41.9		47.2
8/5	@ San Antonio	44.4	50.0	46.7	50.0	37.5	44.1	42.9	45.1
8/8	@ Connecticut	44.4	55.6	50.0	31.6	15.0	23.1		36.0
8/12	@ Phoenix	64.7	47.4	55.6	56.3	58.3	57.1		56.3
8/16	MINNESOTA	55.6	33.3	45.5	38.5	38.5	38.5		42.4
8/18	SAN ANTONIO	50.0	33.3	41.7	41.2	50.0	50.0		45.6
8/20	@ Chicago	39.1	72.2	53.7	61.1	42.1	51.4		52.6
8/23	@ Atlanta	55.0	76.9	63.6	33.3	42.9	37.5		50.8
8/27	PHOENIX								
9/1	@ Washington								
9/3	@ Chicago								



## 2017 QUARTER BY QUARTER SCORING

DATE	OPPONENT	1Q	2Q	FIRST HALF	3Q	4Q	SECOND HALF	OT	TOTAL
5/13	@ Los Angeles	10-14 (21)	6-13 (16)	16-27 (37)	3-11 (12)	7-12 (19)	10-23 (31)		26-50 (68)
5/14	INDIANA	7-15 (21)	6-19 (16)	13-34 (37)	7-12 (22)	9-14 (28)	16-26 (50)		29-60 (87)
5/21	WASHINGTON	11-15 (29)	6-17 (15)	17-32 (44)	9-14 (25)	5-17 (12)	14-31 (37)		31-63 (81)
5/26	NEW YORK	6-17 (18)	7-13 (28)	12-30 (46)	7-18 (19)	5-13 (22)	12-31 (41)		24-61 (87)
5/28	INDIANA	8-14 (26)	10-15 (21)	18-29 (47)	10-14 (30)	7-14 (17)	17-28 (47)		35-57 (94)
6/3	MINNESOTA	6-16 (21)	8-17 (18)	14-33 (39)	9-16 (22)	6-14 (16)	15-30 (38)		29-63 (77)
6/6	@ San Antonio	8-13 (25)	7-16 (18)	15-29 (43)	8-17 (23)	5-12 (19)	13-29 (42)		28-58 (85)
6/9	@ Indiana	8-16 (21)	7-15 (18)	15-31 (39)	8-11 (27)	5-18 (14)	13-29 (41)		28-59 (80)
6/11	@ New York	9-19 (21)	7-21 (19)	16-40 (40)	9-14 (26)	6-16 (20)	15-30 (46)		31-70 (86)
6/13	ATLANTA	7-15 (15)	8-13 (23)	15-28 (38)	5-16 (19)	5-14 (20)	10-30 (39)	3-8 (9)	28-66 (86)
6/18	SAN ANTONIO	6-20 (17)	7-14 (20)	13-34 (37)	6-16 (18)	7-13 (20)	13-29 (38)		26-63 (75)
6/23	PHOENIX	8-13 (21)	7-18 (22)	15-31 (43)	8-14 (24)	5-14 (15)	13-28 (39)		(28-59) (82)
6/27	@ Washington	5-18 (12)	8-18 (19)	13-36 (31)	8-14 (21)	7-16 (18)	15-30 (39)		28-66 (70)
6/29	@ Connecticut	10-16 (26)	5-19 (12)	15-35 (38)	9-19 (21)	11-16 (30)	20-35 (51)		35-70 (89)
7/1	@ Dallas	8-16 (19)	12-19 (28)	20-35 (47)	10-16 (23)	7-14 (19)	17-30 (42)		37-65 (89)
7/6	NEW YORK	8-22 (21)	6-14 (16)	14-36 (37)	3-12 (15)	7-16 (18)	10-28 (33)		24-64 (70)
7/8	LOS ANGELES	7-16 (15)	8-15 (22)	15-31 (37)	7-12 (23)	6-11 (21)	13-23 (44)		28-54 (81)
7/12	CONNECTICUT	7-15 (15)	12-15 (33)	19-30 (48)	5-15 (15)	8-18 (16)	13-33 (31)		32-63 (79)
7/15	ATLANTA	12-20 (27)	6-16 (18)	18-36 (45)	9-20 (20)	8-12 (25)	17-32 (45)		35-68 (90)
7/18	CHICAGO	12-14 (29)	4-13 (13)	16-27 (42)	5-12 (17)	7-17 (24)	12-29 (41)		28-56 (83)
7/25	@ Los Angeles	7-16 (19)	3-11 (10)	10-27 (29)	6-14 (17)	5-12 (14)	11-26 (31)		21-53 (60)
7/28	DALLAS	14-21 (34)	11-16 (26)	25-37 (60)	8-16 (26)	7-12 (23)	15-28 (49)		40-65 (109)
7/30	@ Minnesota	7-17 (19)	7-14 (19)	14-31 (38)	7-15 (19)	9-20 (25)	16-35 (44)		30-66 (82)
8/4	@ Dallas	8-17 (23)	7-15 (19)	15-32 (42)	5-13 (19)	8-18 (19)	13-31 (38)		28-63 (80)
8/5	@ San Antonio	8-18 (18)	6-12 (18)	14-30 (36)	9-18 (19)	6-16 (17)	15-34 (36)	3-7 (8)	32-71 (80)
8/8	@ Connecticut	8-18 (18)	10-18 (24)	18-36 (42)	6-19 (20)	3-20 (9)	9-39 (29)		27-75 (71)
8/12	@ Phoenix	11-17 (31)	9-19 (22)	20-36 (53)	9-16 (25)	7-12 (20)	16-28 (45)		36-64 (98)
8/16	MINNESOTA	10-18 (22)	5-15 (14)	15-33 (36)	5-13 (13)	5-13 (13)	10-26 (26)		25-59 (62)
8/18	SAN ANTONIO	9-18 (21)	6-18 (16)	15-36 (37)	7-17 (15)	9-15 (27)	16-32 (42)		31-68 (79)
8/20	@ Chicago	9-23 (29)	13-18 (28)	22-41 (57)	11-18 (27)	8-19 (19)	19-37 (46)		41-78 (103)
8/23	@ Atlanta	11-20 (24)	10-13 (24)	21-33 (48)	6-18 (16)	6-14 (19)	12-32 (35)		33-65 (83)
8/27	PHOENIX								
9/1	@ Washington								
9/3	@ Chicago								

## 2017 TEAM BOX SCORE

DATE	OPPONENT	FG-FGA	FG%	3P-3PA	3FG%	FT-FTA	FT%	OR-DR-TOT	A	PF	ST	TO	BS	PTS
5/13	@ Los Angeles	26-50	52.0	4-16	25.0	12-12	100.0	3-24-27	20	16	4	23	7	68
5/14	INDIANA	29-60	48.3	5-13	38.5	24-27	88.9	14-20-34	13	17	4	20	2	87
5/21	WASHINGTON	31-63	49.2	6-18	33.3	13-15	86.7	4-24-28	20	19	3	11	3	81
5/26	NEW YORK	24-61	39.3	14-28	50.0	25-32	78.1	8-31-39	15	14	4	10	6	87
5/28	INDIANA	35-57	61.4	8-18	44.4	16-17	91.4	4-23-27	24	18	14	16	1	94
6/3	MINNESOTA	29-63	46.0	4-12	33.3	15-16	93.8	6-15-21	16	16	6	14	3	77
6/6	@ San Antonio	28-58	48.3	6-18	33.3	23-28	82.1	4-24-28	22	14	4	10	1	85
6/9	@ Indiana	28-59	47.5	9-23	39.1	15-19	78.9	6-21-27	18	17	3	10	3	80
6/11	@ New York	31-70	44.3	10-23	43.5	14-17	82.4	9-26-35	23	21	2	14	3	86
6/13	ATLANTA	28-66	42.4	5-26	19.2	25-30	83.3	8-23-31	16	22	11	15	4	86
6/18	SAN ANTONIO	26-63	41.3	5-21	23.8	18-20	90.0	6-32-38	17	14	9	14	7	75
6/23	PHOENIX	28-59	47.5	9-22	40.9	17-22	77.3	4-21-25	19	21	5	12	1	82
6/27	@ Washington	28-66	42.4	4-21	19.0	10-11	90.9	8-24-32	18	23	5	23	4	70
6/29	@ Connecticut	37-70	50.0	10-20	50.0	9-11	81.8	6-24-30	17	14	5	9	0	89
7/1	@ Dallas	37-65	56.9	9-20	45.0	6-14	42.9	7-30-37	29	20	7	17	4	89
7/6	NEW YORK	24-64	37.5	4-15	26.7	18-23	78.3	10-26-36	12	22	7	14	2	70
7/8	LOS ANGELES	28-54	51.9	8-15	53.3	17-18	94.4	4-24-28	20	12	5	18	3	81
7/12	CONNECTICUT	32-63	50.8	6-20	30.0	9-11	81.8	3-24-27	19	19	4	15	3	79
7/15	ATLANTA	35-68	51.5	8-21	38.1	12-13	92.3	3-26-29	20	19	7	13	2	90
7/18	CHICAGO	28-56	50.0	6-18	33.3	21-24	87.5	7-23-30	17	17	5	18	2	83
7/25	@ Los Angeles	21-53	39.6	5-21	23.8	13-17	76.5	4-24-18	19	18	8	18	6	60
7/28	DALLAS	40-65	61.5	11-15	73.3	18-21	85.7	6-24-30	29	21	10	12	7	109
7/30	@ Minnesota	30-66	45.4	10-25	40.0	12-18	66.7	7-22-29	23	23	1	11	1	82
8/4	@ Dallas	28-63	44.4	7-16	43.8	17-23	73.9	5-20-25	14	13	5	9	3	80
8/5	@ San Antonio	32-71	45.1	6-23	26.1	10-20	50.0	10-25-35	26	21	15	17	4	80
8/8	@ Connecticut	27-75	36.0	8-28	28.6	9-11	81.8	8-31-39	15	21	4	12	0	71
8/12	@ Phoenix	36-64	56.3	10-20	50.0	16-24	66.7	5-25-30	27	27	9	10	5	98
8/16	MINNESOTA	25-59	42.4	7-21	33.3	5-6	83.3	6-26-32	17	15	6	12	4	62
8/18	SAN ANTONIO	31-69	45.6	6-22	27.3	11-14	78.6	3-20-23	17	15	12	7	5	79
8/20	@ Chicago	41-78	52.6	12-27	44.4	9-12	75.0	9-33-42	34	15	9	10	2	103
8/23	@ Atlanta	33-65	50.8	5-18	27.8	12-18	75.0	4-22-26	22	14	7	10	1	83
8/27	PHOENIX													
9/1	@ Washington													
9/3	@ Chicago													

# OVERALL TEAM STATS

Through August 23 (14-17)

SEATTLE STORM

2017 REGULAR SEASON STATISTICS

				-FIELD GOALS-			-3-POINT			FG--			-FREE THROWS-			--REBOUNDS--										
PLAYER	G	GS	MIN	FG	FGA	PCT	FG	FGA	PCT	FT	FTA	PCT	OFF	DEF	TOT	AST	PF	DQ	STL	TO	BLK	PTS	AVG			
Stewart	30	30	987	206	427	.482	46	124	.371	144	182	.791	43	214	257	82	97	2	30	71	48	602	20.1			
Loyd	31	31	960	182	432	.421	47	126	.373	114	134	.851	25	72	97	106	54	0	42	83	11	525	16.9			
Langhorne	31	31	877	167	249	.671	1	2	.500	52	72	.722	37	148	185	48	63	1	16	53	11	387	12.5			
Bird	28	28	834	109	255	.427	53	140	.379	17	24	.708	7	48	55	183	36	0	34	59	3	288	10.3			
Clark	31	31	870	95	187	.508	20	62	.323	38	51	.745	30	97	127	51	73	1	23	32	4	248	8.0			
Mosqueda-Lewis	15	0	155	28	51	.549	10	25	.400	11	11	1.000	4	10	14	6	17	0	1	13	1	77	5.1			
Whitcomb	30	0	368	46	122	.377	33	96	.344	14	17	.824	12	40	52	27	45	0	22	25	0	139	4.6			
Tokashiki	30	1	388	42	92	.457	0	3	.000	22	27	.815	19	31	50	17	70	0	9	25	8	106	3.5			
Quinn	29	3	459	24	58	.414	14	35	.400	17	18	.944	1	48	49	78	31	0	12	27	5	79	2.7			
Peterson	15	0	102	12	41	.293	3	11	.273	6	6	1.000	3	14	17	13	17	0	5	12	0	33	2.2			
Swords	27	0	224	20	41	.488	0	0	---	16	20	.800	10	30	40	9	50	0	5	22	4	56	2.1			
Montgomery	7	0	28	3	7	.429	0	0	---	0	0	---	0	5	5	0	5	0	1	2	4	6	0.9			
STORM	31	-	6250	934	1962	.476	227	624	.364	451	562	.802	191	757	948	620	558	4	200	445	99	2546	82.1			
OPPONENTS	31	-	6250	949	2149	.442	203	581	.349	442	557	.794	318	739	1057	498	585	6	240	417	101	2543	82.0			

	--	SINGLE-GAME HIGHS							--	AVERAGE PER GAME							--	-CAREER HIGHS (C=SET, T=TIED THIS SEASON)-						
PLAYER	MIN	REB	AST	ST	TO	BL	PTS		MIN	REB	AST	STL	TO	BLK	PTS		FG	FGA	FT	FTA	REB	AST	PTS	
Stewart	40	15	6	4	6	6	32		32.9	8.6	2.7	1.00	2.4	1.60	20.1		13C	23C	12T	14T	17	9	38	
Loyd	38	7	7	4	9	2	27		31.0	3.1	3.4	1.35	2.7	0.35	16.9		12	22C	14T	16C	10	10	32	
Langhorne	37	10	5	3	4	1	20		28.3	6.0	1.5	0.52	1.7	0.35	12.5		13	24	9	13	16	5T	31	
Bird	37	7	10	4	6	1	21		29.8	2.0	6.5	1.21	2.1	0.11	10.3		11	23	11	12	8	14	33	
Clark	35	10	5	2	3	1	22		28.0	4.1	1.6	0.74	1.0	0.13	8.0		9C	13	7	8	10C	7	23	
Mosqueda-Lewis	18	4	2	1	3	1	15		10.3	0.9	0.4	0.07	0.9	0.07	5.1		8	23	6C	6T	4T	4	19	
Whitcomb	22	6	4	3	3	0	22		12.3	1.7	0.9	0.73	0.8	0.00	4.6		6C	11C	4C	4C	6C	4C	22C	
Tokashiki	30	5	3	2	4	1	14		12.9	1.7	0.6	0.30	0.8	0.27	3.5		10	15	5	6	9	3C	21	
Quinn	35	5	8	2	5	3	6		15.8	1.7	2.7	0.41	0.9	0.17	2.7		9	17	6	8	11	14	24	
Peterson	16	4	3	2	4	0	7		6.8	1.1	0.9	0.33	0.8	0.00	2.2		3C	7C	2C	2C	4C	3C	7C	
Swords	16	5	2	1	3	1	6		8.3	1.5	0.3	0.19	0.8	0.15	2.1		8	12	7	8	11	4	16	
Montgomery	12	2	0	1	2	3	2		4.1	0.7	0.0	0.14	0.3	0.57	0.9		1C	3C	0C	0C	2C	0C	2C	
STORM	225	42	34	15	24	7	109		201.6	30.6	20.0	6.45	14.4	3.19	82.1		41C	100	33	43	57	34C	111	
OPPONENTS	225	46	29	14	24	8	100		201.6	34.1	16.1	7.74	13.5	3.26	82.0		41T	98	38	55	50	30	107	

Through August 24 (15-16)

PHOENIX MERCURY

2017 REGULAR SEASON STATISTICS

PLAYER	-FIELD GOALS-										-3-POINT			FG--			-FREE THROWS-			--REBOUNDS--			AST	PF	DQ	STL	TO	BLK	PTS	AVG
	G	GS	MIN	FG	FGA	PCT	FG	FGA	PCT	FT	FTA	PCT	OFF	DEF	TOT															
Griner	23	23	713	175	307	.570	0	0	---	129	159	.811	44	132	176	41	83	1	15	57	58	479	20.8							
Taurasi	28	28	796	154	380	.405	88	225	.391	118	130	.908	8	69	77	76	79	0	16	56	9	514	18.4							
Currie (TOT)	33	10	735	122	285	.428	37	93	.398	85	104	.817	19	109	128	67	72	0	22	51	11	366	11.1							
Currie (PHO)	19	7	410	63	149	.423	23	54	.426	52	64	.813	10	51	61	38	41	0	14	18	5	201	10.6							
Mitchell	31	4	646	72	187	.385	31	93	.333	64	77	.831	12	60	72	114	39	0	26	52	9	239	7.7							
Little	31	31	787	96	228	.421	11	56	.196	34	54	.630	44	73	117	43	87	2	28	54	15	237	7.6							
D. Robinson	29	29	697	79	180	.439	0	5	.000	51	61	.836	13	75	88	106	55	0	33	59	4	209	7.2							
Turner	31	1	384	62	147	.422	11	49	.224	23	30	.767	11	15	26	34	35	0	18	34	1	158	5.1							
Talbot	31	24	573	48	116	.414	15	38	.395	30	46	.652	28	59	87	52	63	0	23	29	8	141	4.5							
Cannon	31	0	391	52	102	.510	0	1	.000	35	59	.593	37	64	101	5	61	0	5	23	4	139	4.5							
A. Robinson	15	8	237	25	44	.568	1	1	1.000	7	7	1.000	16	42	58	8	36	0	1	16	11	58	3.9							
George	29	0	372	41	107	.383	13	45	.289	7	12	.583	10	71	81	15	60	0	9	13	11	102	3.5							
Murphy	9	0	128	11	33	.333	3	16	.188	4	6	.667	8	14	22	7	13	0	6	5	0	29	3.2							
Prince	17	0	129	13	40	.325	5	16	.313	2	2	1.000	1	17	18	7	7	0	4	3	4	33	1.9							
Brunner	3	0	13	0	1	.000	0	0	---	0	0	---	1	3	4	0	2	0	0	1	0	0	0.0							
MERCURY	31	-	6275	891	2021	.441	201	599	.336	556	707	.786	243	745	988	546	661	3	198	442	139	2539	81.9							
OPPONENTS	31	-	6275	940	2120	.443	165	523	.315	532	668	.796	280	796	1076	511	676	5	221	438	110	2577	83.1							

	-- SINGLE-GAME HIGHS --							----- AVERAGE PER GAME -----							-CAREER HIGHS (C=SET, T=TIED THIS SEASON)-						
PLAYER	MIN	REB	AST	ST	TO	BL	PTS	MIN	REB	AST	STL	TO	BLK	PTS	FG	FGA	FT	FTA	REB	AST	PTS
Griner	39	14	5	3	5	6	38	31.0	7.7	1.8	0.65	2.5	2.52	20.8	15C	19T	12C	14C	18	6	38C
Taurasi	38	6	7	2	5	3	37	28.4	2.8	2.7	0.57	2.0	0.32	18.4	17	33	17	18	13	12	47
Currie (TOT)	36	9	6	4	8	2	31	22.3	3.9	2.0	0.67	1.5	0.33	11.1	11T	20	16	18	12	7	31C
Currie (PHO)	36	8	6	4	4	2	29	21.6	3.2	2.0	0.74	0.9	0.26	10.6							
Mitchell	33	7	8	4	4	2	19	20.8	2.3	3.7	0.84	1.7	0.29	7.7	9	14	9	10	9	9	25
Little	33	12	6	4	4	2	19	25.4	3.8	1.4	0.90	1.7	0.48	7.6	12	19	12	14	15	7	31
D. Robinson	41	6	9	4	6	1	17	24.0	3.0	3.7	1.14	2.0	0.14	7.2	14	19	10	11	9	13	36
Turner	28	4	4	2	3	1	18	12.4	0.8	1.1	0.58	1.1	0.03	5.1	7C	12C	4C	4C	4C	4C	18C
Talbot	29	7	4	2	3	1	12	18.5	2.8	1.7	0.74	0.9	0.26	4.5	4C	8C	5C	6C	7C	4C	12C
Cannon	38	9	1	2	3	2	17	12.6	3.3	0.2	0.16	0.7	0.13	4.5	8C	14C	7C	8C	9C	1C	17C
A. Robinson	34	9	4	1	4	2	14	15.8	3.9	0.5	0.07	1.1	0.73	3.9	5T	7C	4	4	9C	4C	14C
George	27	14	3	3	2	2	14	12.8	2.8	0.5	0.31	0.4	0.38	3.5	6	11C	4	4	14C	3T	14T
Murphy	21	4	5	2	2	0	11	14.2	2.4	0.8	0.67	0.6	0.00	3.2	9	16	6	7	12	7	22
Prince	20	3	2	2	1	1	9	7.6	1.1	0.4	0.24	0.2	0.24	1.9	4C	7C	2C	2C	3C	2C	9C
Brunner	5	2	0	0	1	0	0	4.3	1.3	0.0	0.00	0.3	0.00	0.0	0T	1C	0T	0T	2C	0T	0T
MERCURY	225	41	25	11	20	10	107	202.4	31.9	17.6	6.39	14.3	4.48	81.9	47	103	42	47	63	30	127
OPPONENTS	225	48	27	13	21	8	105	202.4	34.7	16.5	7.13	14.1	3.55	83.1	44	100	41	51	57	32	124



## 2017 OFFENSIVE TALLIES

PLAYER	G-GS	10-19 PTS	20-29 PTS	30+ PTS	10+ REB	10+ AST	DBL-DBL	TPL-DBL
S. Bird	28-28	16	1			2	1	
A. Clark	31-31	9	2		1			
C. Langhorne	31-31	24	1		4		3	
J. Loyd	31-31	17	12					
L. Montgomery	7-0							
K. Mosqueda-Lewis	15-0	3						
A. Peterson	15-0							
N. Quinn	29-3							
B. Stewart	30-30	11	22	2	9		9	
C. Swords	27-0							
R. Tokashiki	30-1	2						
S. Whitcomb	30-0	3	1					

## 2017 OFFENSIVE LEADERS (INCLUDES TIES)

PLAYER	PTS	REB	AST	STL	BLK	MINS
S. Bird			26	11	2	4
A. Clark	2	3	1	6	1	1
C. Langhorne	2	6	1	6	4	2
J. Loyd	11	2	4	13	8	7
L. Montgomery					2	
K. Mosqueda-Lewis						
A. Peterson			1	3		
N. Quinn			5	4	1	1
B. Stewart	19	27	3	10	22	19
C. Swords				1	3	
R. Tokashiki		1		3	2	
S. Whitcomb	1			5		

## RECENT TRANSACTIONS

Jan. 11, 2017	Added assistant coach Gary Kloppenburg to Jenny Boucek's staff
Jan. 30, 2017	Traded the 6th and 18th selections in the 2017 WNBA Draft to Washington in exchange for center Carolyn Swords and the 15th selection in the 2017 WNBA Draft. AS part of the deal, New York received Kia Vaughn and Bria Hartley from the Mystics.
Feb. 8, 2017	Signed guard Sami Whitcomb and center Nikki Greene
Feb. 9, 2017	Waived Abby Bishop
Feb. 24, 2017	Signed Jennifer O'Neill
April 13, 2017	Selected Alexis Peterson (PG, Syracuse) 15th overall (second round) and Lanay Montgomery (C, West Virginia) 30th overall (third round) in the 2017 WNBA Draft
May 3, 2017	Waived Nikki Greene
May 11, 2017	Waived Jenna O'Hea, Jennifer O'Neill
Aug. 8, 2017	Parted ways with Head Coach Jenny Boucek, promoted Gary Kloppenburg to Interim Head Coach

## 2017 REGULAR SEASON MISCELLANEOUS STATS

DATE	OPPONENT	POINTS IN THE PAINT	SECOND CHANCE POINTS	FASTBREAK POINTS	BENCH POINTS
5/13	@ Los Angeles	24-38	2-11	2-7	11-27
5/14	INDIANA	36-26	17-13	2-7	16-23
5/21	WASHINGTON	28-16	11-15	12-4	15-28
5/26	NEW YORK	18-26	16-16	11-3	29-9
5/28	INDIANA	42-30	4-12	6-6	29-39
6/3	MINNESOTA	44-46	13-18	3-5	13-15
6/6	@ San Antonio	32-34	11-12	17-11	12-33
6/9	@ Indiana	30-34	4-14	3-2	3-32
6/11	@ New York	38-38	16-21	3-9	18-18
6/13	ATLANTA	34-36	11-11	6-18	10-40
6/18	SAN ANTONIO	32-24	6-11	6-5	26-24
6/23	PHOENIX	18-38	11-8	5-0	8-13
6/27	@ Washington	26-32	13-4	5-16	30-27
6/29	@ Connecticut	36-42	6-15	10-10	14-15
7/1	@ Dallas	50-40	11-16	12-14	9-18
7/6	NEW YORK	32-30	9-12	11-6	16-8
7/8	LOS ANGELES	28-28	6-14	2-2	0-22
7/12	CONNECTICUT	36-24	6-16	2-6	11-10
7/15	ATLANTA	44-44	7-12	8-10	11-20
7/18	CHICAGO	28-42	9-14	4-8	6-42
7/25	@ Los Angeles	24-28	4-15	12-7	2-25
7/28	DALLAS	50-40	6-14	12-13	17-28
7/30	@ Minnesota	28-46	12-8	3-3	10-8
8/4	@ Dallas	32-30	13-20	9-9	16-26
8/5	@ San Antonio	46-34	14-20	9-14	22-25
8/8	@ Connecticut	26-34	10-6	6-19	17-4
8/12	@ Phoenix	40-40	11-19	9-0	23-29
8/16	MINNESOTA	24-30	6-15	2-4	7-15
8/18	SAN ANTONIO	40-40	6-11	9-10	11-23
8/20	@ Chicago	52-24	10-6	12-11	32-28
8/23	@ Atlanta	38-34	5-2	15-10	21-14
8/27	PHOENIX				
9/1	@ Washington				
9/3	@ Chicago				

<b>STORM TOTALS</b>	<b>1,056</b>	<b>286</b>	<b>228</b>	<b>455</b>
<b>OPPONENT TOTALS</b>	<b>1,048</b>	<b>401</b>	<b>245</b>	<b>688</b>

## HOW THE 2017 SEATTLE STORM WAS BUILT

### DRAFT

Sue Bird (1st pick, 2002)  
Jewell Loyd (1st pick, 2015)  
Kaleena Mosqueda-Lewis (3rd pick, 2015)  
Breanna Stewart (1st pick, 2016)  
Alexis Peterson (15th pick, 2017)  
Lanay Montgomery (30th pick, 2017)

### FREE AGENCY

Alysha Clark (5/23/12)  
Ramu Tokashiki (4/7/15)  
Sami Whitcomb (2/8/17)

### TRADE

Crystal Langhorne (from WAS, 4/14/14)  
Noelle Quinn (from PHO, 6/25/16)  
Carolyn Swords (from WAS, 1/30/17)

## 2017 STARTING LINEUPS

GAMES	FORWARD	FORWARD	CENTER	GUARD	GUARD	RECORD
1	Clark	Tokashiki	Langhorne	Loyd	Quinn	0-1
2, 28	Clark	Stewart	Langhorne	Loyd	Quinn	2-0
3-27, 29-31	Clark	Stewart	Langhorne	Loyd	Bird	12-16

## 2017 GAMES MISSED

PLAYER	REASON	DATES OUT	GAMES #	W/L
Sue Bird	NWT - Left Knee	5/13/17-5/14/17	1-2	1-1
Breanna Stewart	DND - Right Knee	5/13/17	1	0-1
Kaleena Mosqueda-Lewis	DND - Right Knee	5/28/17-6/27/17	5-17	5-7
Ramu Tokashiki	DND - Right Quad	5/30/17	23	0-1
Sue Bird	DND - Left Knee	8/16/17	28	1-0
Noelle Quinn	DND - Left Knee	8/23/17	31	0-1

## PLAYER MILESTONES

### PLAYER

Sue Bird  
Sue Bird  
Sue Bird  
Sue Bird  
Alysha Clark  
Alysha Clark  
Alysha Clark  
Alysha Clark  
Alysha Clark  
Alysha Clark  
Crystal Langhorne  
Crystal Langhorne  
Crystal Langhorne  
Crystal Langhorne  
Jewell Loyd  
Jewell Loyd  
Jewell Loyd  
Jewell Loyd  
Jewell Loyd  
Jewell Loyd  
Kaleena Mosqueda-Lewis  
Noelle Quinn  
Noelle Quinn  
Noelle Quinn  
Breanna Stewart  
Breanna Stewart  
Breanna Stewart  
Breanna Stewart  
Breanna Stewart  
Breanna Stewart  
Breanna Stewart  
Carolyn Swords  
Carolyn Swords  
Carolyn Swords  
Ramu Tokashiki  
Ramu Tokashiki  
Ramu Tokashiki

### MILESTONE

200 offensive rebounds  
6000 points  
2500 assists  
600 steals  
100 three-point field goals  
3000 minutes  
500 rebounds  
100 steals  
1000 points  
200 assists  
100 blocks  
1400 defensive rebounds  
4000 points  
300 steals  
200 assists  
1000 points  
200 defensive rebounds  
100 offensive rebounds  
100 three-point field goals  
100 games  
500 points  
1000 rebounds  
100 blocks  
2000 points  
1000 points  
2000 minutes  
300 field goals  
100 three-point field goals  
200 free throws  
500 rebounds  
100 blocks  
200 assists  
100 assists  
200 offensive rebounds  
100 blocks  
100 free throws  
200 rebounds  
500 points

### NEEDED

9 offensive rebounds  
189 points  
Achieved 7/1/17  
Achieved 7/25/17  
Achieved 5/28/17  
Achieved 5/13/17  
Achieved 7/8/17  
Achieved 8/16/17  
Achieved 7/1/17  
7 assists  
Achieved 8/12/17  
Achieved 5/13/17  
Achieved 8/8/17  
11 steals  
Achieved 6/6/17  
Achieved 5/21/17  
Achieved 6/13/17  
11 offensive rebounds  
3 field goals  
1 game  
100 points  
9 rebounds  
26 blocks  
212 points  
Achieved 7/25/17  
Achieved 8/8/17  
Achieved 7/1/17  
9 three-point field goals  
Achieved 6/13/17  
Achieved 7/28/17  
Achieved 7/28/17  
4 assists  
21 assists  
6 rebounds  
20 blocks  
Achieved 5/28/17  
Achieved 7/1/17  
Achieved 8/12/17



## 2017 RECORD WHEN...

QUICK OVERVIEW	RECORD
Overall	14-17
Home	10-6
Road	4-11
vs. Western Conference	8-7
vs. Eastern Conference	6-10

BREAKDOWN	RECORD
vs. teams .500+ (day of game)	7-11
vs. teams sub .500 (day of game)	7-6
Games 1-10	5-5
Games 11-20	4-6
Games 21-34	5-6
Pre All-Star Break	9-11
Post All-Star Break	5-6

DAYS OF REST	
Back-to-back games	1-1
1 day between games	5-4
2 days between games	3-4
3 days between games	2-2
4+ days between games	3-5

BY DAY	RECORD	HOME	ROAD
Monday	--	--	--
Tuesday	1-5	0-2	1-3
Wednesday	1-2	1-1	0-1
Thursday	0-2	0-1	0-1
Friday	3-3	3-1	0-2
Saturday	4-3	2-1	2-2
Sunday	5-2	4-0	1-2

BY MONTH	RECORD	HOME	ROAD
May	4-1	3-1	0-1
June	2-7	1-3	1-4
July	3-5	2-3	1-2
August	4-4	2-0	2-4
September	--	--	--

QUARTER SCORING	RECORD
Storm is ahead or tied after 1Q	10-7
Storm is behind after 1Q	4-10
Storm is ahead or tied after 2Q	12-4
Storm is behind after 2Q	2-13
Storm is ahead or tied after 3Q	8-3
Storm is behind after 3Q	6-14
Storm scores 15 or fewer in any Q	4-11
Storm allows 15 or fewer in any Q	10-9
Storm scores 25 or more in any Q	11-5
Storm allows 25 or more in any Q	5-12
Storm scores 50+ in first half	3-0
Storm allows 50 or more in first half	1-4
Storm scores 50+ in the second half	0-1
Storm allows 50+ in second half	0-3

STORM RECORD WHEN	RECORD
Shooting 45%+	11-10
Shooting sub 45%	3-7
Opponents shooting 45%+	4-11
Opponents shooting sub 45%	10-6
Bench outscores opponent bench	3-6
Bench outscored by opponent bench	11-10
Bench scoring is tied	0-1
Tied or more points in the paint	11-6
Fewer points in the paint	3-11
Score 70+ points	13-15
Score sub 70 points	1-2
Score 75+ points	13-12
Score sub 75 points	1-4
Opponent scores 75+ points	7-16
Opponent sub 75 points	7-1
More/tied rebounds than opponent	6-2
Fewer rebounds than opponent	8-15

## 2017 REGULAR SEASON SUPERLATIVES

### STORM TOP SINGLE-GAME PERFORMANCES

Points	Date	Blocks	Date	Free Throws Made	Date
Stewart, 32 at SAS	8/5/17	Stewart, 6 at LAS	7/25/17	Loyd, 15 vs. ATL	6/13/17
Stewart, 30 at DAL	7/1/17	Stewart, 5 vs. DAL	7/28/17	Stewart, 12 vs. CHI	7/18/17
Loyd, 27 vs. DAL	7/28/17	Stewart, 5 vs. SAS	6/18/17	Stewart, 12 at SAS	6/6/17
Loyd, 27 vs. ATL	6/13/17	Montgomery, 3 at WAS	6/27/17	Loyd, 11 vs. DAL	7/28/17
Loyd, 27 vs. IND	5/14/17	Stewart, 3 vs. ATL	6/13/17	Stewart, 11 vs. NYL	5/26/17
Rebounds	Date	Steals	Date	Free Throws Attempted	Date
Stewart, 15 vs. SAS	6/18/17	Stewart, 4 at SAS	8/5/17	Loyd, 16 vs. ATL	6/13/17
Stewart, 14 vs. NYL	7/6/17	Loyd, 4 vs. ATL	7/15/17	Loyd, 14 vs. DAL	7/28/17
Stewart, 12 vs. NYL	5/26/17	Bird, 4 vs. ATL	6/13/17	Stewart, 14 at SAS	6/6/17
Stewart, 11 vs. CHI	7/18/17	Bird, 3 at ATL	8/23/17	Stewart, 13 vs. CHI	7/18/17
Stewart, 11 vs. MIN	8/16/17	Stewart, 3 vs. DAL	7/28/17	Stewart, 13 vs. NYL	5/26/17
Assists	Date	Field Goals Made	Date	3-FG Made	Date
Bird, 10 at NYL	6/11/17	Stewart, 13 at SAS	8/5/17	Whitcomb, 6 vs. NYL	5/26/17
Bird, 10 vs. WAS	5/21/17	Stewart, 13 at DAL	7/1/17	Loyd, 4 at DAL	8/4/17
Bird, 9 vs. SAS	6/18/17	Stewart, 11 vs. ATL	7/15/17	Stewart, 4 at NYL	6/11/17
Bird, 9 at SAS	6/6/17	Loyd, 10 at MIN	7/30/17	Bird, 4 at NYL	6/11/17
Bird, 9 vs. CHI	7/18/17	Loyd, 10 vs. WAS	5/21/17	Clark, 3 at CHI	8/20/17
Bird, 8 at CHI	8/20/17	Loyd, 10 vs. IND	5/14/17	Loyd, 3 at PHO	8/12/17
Turnovers	Date	Field Goals Attempted	Date	3-FG Attempted	Date
Loyd, 9 at LAS	5/13/17	Stewart, 23 at SAS	8/5/17	Loyd, 8 at CON	8/8/17
Bird, 6 vs. CHI	7/18/17	Loyd, 22 at MIN	7/30/17	Loyd, 8 at MIN	7/30/17
Stewart, 6 vs. IND	5/28/17	Stewart, 21 at DAL	7/1/17	Bird, 8 at MIN	7/30/17
Loyd, 6 at LAS	7/25/17	Loyd, 21 at CON	6/29/17	Bird, 8 vs. PHO	6/23/17
Bird, 5 at IND	6/9/17	Stewart, 20 vs. ATL	7/15/17	Bird, 8 at IND	6/9/17

### OPPONENTS TOP SINGLE-GAME PERFORMANCES

Points	Date	Blocks	Date	Free Throws Made	Date
Fowles, 29 (MIN)	7/30/17	Breland, 4 (CHI)	8/20/17	Charles, 9 (NYL)	7/6/17
Charles, 29 (NYL)	7/6/17	Williams, 4 (ATL)	6/13/17	Delle Done, 9 (WAS)	6/27/17
J. Thomas, 29 (CON)	6/29/17	Fowles, 4 (MIN)	8/16/17	Rodgers, 9 (NYL)	6/11/17
Charles, 28 (NYL)	5/26/17	Fowles, 4 (MIN)	7/30/17	Jones, 8 (CON)	8/8/17
Williams, 27 (CON)	8/8/17	Jones, 3 (CON)	8/8/17	McBride, 8 (SAS)	8/5/17
		Williams, 3 (ATL)	7/15/17		
Rebounds	Date	Steals	Date	Free Throws Attempted	Date
Johnson, 16 (DAL)	8/4/17	Stricklen, 5 (CON)	8/8/17	Charles, 11 (NYL)	7/6/17
Jones, 14 (CON)	8/8/17	Hamby, 5 (SAS)	8/5/17	Rodgers, 10 (NYL)	6/11/17
Charles, 14 (NYL)	6/11/17	Paris, 5 (DAL)	8/4/17	Jones, 9 (CON)	8/8/17
Harrison, 13 (SAS)	8/5/17	J. Thomas, 5 (CON)	7/12/17	McBride, 9 (SAS)	8/5/17
Fowles, 13 (MIN)	8/16/17	Beard, 5 (LAS)	5/13/17	Delle Done, 9 (WAS)	6/27/17
Assists	Date	Field Goals Made	Date	3-FG Made	Date
Clarendon, 14 (ATL)	8/23/17	Williams, 12 (CON)	8/8/17	Stricklen, 7 (CON)	7/12/17
A. Thomas, 9 (CON)	6/29/17	J. Thomas, 12 (CON)	6/29/17	Quigley, 6 (CHI)	7/18/17
Clarendon, 8 (ATL)	7/15/17	Charles, 12 (NYL)	5/26/17	Taurasi, 6 (PHO)	6/18/17
Gray, 8 (LAS)	5/13/17	Fowles, 11 (MIN)	7/30/17	Rodgers, 6 (NYL)	5/26/17
Diggins-Smith, 7 (DAL)	8/4/17	Charles, 10 (NYL)	7/6/17	Plum, 5 (SAS)	8/5/17
Perkins, 7 (MIN)	7/30/17	Ogwumike, 10 (LAS)	5/13/17	Diggins-Smith, 5 (DAL)	8/4/17
Turnovers	Date	Field Goals Attempted	Date	3-FG Attempted	Date
A. Thomas, 6 (CON)	6/29/17	Charles, 25 (NYL)	5/26/17	Taurasi, 17 (PHO)	6/18/17
Vandersloot, 5 (CHI)	8/20/17	Williams, 21 (CON)	8/8/17	Rodgers, 11 (NYL)	5/26/17
J. Thomas, 5 (CON)	7/12/17	Charles, 21 (NYL)	7/6/17	Quigley, 10 (CHI)	7/18/17
Diggins-Smith, 5 (DAL)	7/1/17	Taurasi, 21 (PHO)	6/18/17	Stricklen, 10 (CON)	7/12/17
A. Thomas, 5 (CON)	6/29/17	Ogwumike, 20 (LAS)	5/13/17	Plum, 8 (SAS)	8/5/17
Griner, 5 (PHO)	6/18/17			Taurasi, 8 (PHO)	8/12/17

## 2017 REGULAR SEASON SUPERLATIVES

### SEATTLE STORM HIGHS

Points, Game.....	109, vs. Dallas 7/28
Points, First Half.....	60, vs. Dallas 7/28
Points, Second Half.....	51, at Connecticut 6/29
Points, 1Q.....	34, vs. Dallas 7/28
Points, 2Q.....	33, vs. Connecticut 7/12
Points, 3Q.....	30, vs. Indiana 5/28
Points, 4Q.....	30, at Connecticut 6/29
Points, Overtime.....	9, vs. Atlanta 6/13
Field Goals Made.....	41, at Chicago 8/20
Field Goals Att.....	78, at Chicago 8/20
Field Goal Percentage.....	61.5, vs. Dallas 7/28
3FG Made.....	14, vs. New York 5/26
3FG Att.....	28, (2 times)
3FG Percentage.....	73.3, vs. Dallas 7/28
Free Throws Made.....	25, (2 times)
Free Throws Att.....	32, vs. New York 5/26
FT Percentage.....	100.0, at Los Angeles 5/13
Offensive Rebounds....	14, vs. Indiana 5/14
Defensive Rebounds...	32, vs. San Antonio 6/18
Total Rebounds.....	42, at Chicago 8/20
Assists.....	34, at Chicago 8/20
Steals.....	14 vs. Indiana 5/28
Turnovers.....	23, (2 times)
Blocked Shots.....	7, (3 times)
Personal Fouls.....	27, at Phoenix 8/12
Largest lead at any time....	47, at Chicago 8/20
Largest deficit at any time...	36, at Washington 6/27

### OPPONENT HIGHS

Points, Game.....	100, (2 times)
Points, First Half.....	64, vs. Minnesota 6/3
Points, Second Half.....	53, vs. Chicago 7/18
Points, 1Q.....	32, vs. Minnesota 6/3
Points, 2Q.....	32, (2 times)
Points, 3Q.....	26, vs. New York 5/26
Points, 4Q.....	33, at Connecticut 8/8
Points, Overtime.....	15, at San Antonio 8/5
Field Goals Made.....	41, vs. Minnesota 6/3
Field Goals Att.....	78, vs. New York 5/26
Field Goal Percentage.....	59.4, vs. Minnesota 6/3
3FG Made.....	16, at Dallas 8/4
3FG Att.....	26, at Dallas 8/4
3FG Percentage.....	61.5, at Dallas 8/4
Free Throws Made.....	26, at Washington 6/27
Free Throws Att.....	29, (2 times)
FT Percentage.....	100, vs. Indiana 5/28
Offensive Rebounds....	18 (2 times)
Defensive Rebounds...	33, at Connecticut 8/8
Total Rebounds.....	46, at Dallas 8/4
Assists.....	29, at Atlanta 8/23
Steals.....	14, at Los Angeles 5/13
Turnovers.....	22, at San Antonio 8/5
Blocked Shots.....	7, vs. New York 5/26
Personal Fouls.....	28, vs. Atlanta 6/13
Largest lead at any time....	36, at Washington 6/27
Largest deficit at any time...	47, at Chicago 8/20

### SEATTLE STORM LOWS

60, at Los Angeles 7/25
29, at Connecticut 8/8
26, vs. Minnesota 8/16
12, at Washington 6/27
10, at Los Angeles 7/25
12, at Los Angeles 5/13
9, at Connecticut 8/8
8, at San Antonio 8/5
21, at Los Angeles 7/25
50, at Los Angeles 5/13
36, at Connecticut 8/8
4, (4 times)
12, vs. Minnesota 6/3
19.0, at Washington 6/27
5, vs. Minnesota 8/16
6, vs. Minnesota 8/16
42.9, at Dallas 7/1
3, (3 times)
15, vs. Minnesota 6/3
21, vs. Minnesota 6/3
12, vs. New York 7/6
1, at Minnesota 7/30
7, vs. San Antonio 8/18
0, at Connecticut 6/29
14, (4 times)

### OPPONENT LOWS

56, vs. San Antonio 6/18
26, vs. San Antonio 6/18
28, at Los Angeles 7/25
11, vs. Chicago 7/18
11 (2 times)
11, at Los Angeles 7/25
9, at San Antonio 8/5
14, vs. Atlanta 6/13
19, vs. San Antonio 6/18
62, vs. Indiana 5/28
28.8, vs. San Antonio 6/18
1, at Dallas 7/1
10, vs. Indiana 5/18
5.9, at Dallas 7/1
4, at Los Angeles 5/13
8, at Los Angeles 5/13
47.1, at Connecticut 6/29
5 (2 times)
14, (2 times)
20, vs. Indiana 5/28
8, vs. Indiana 5/28
3, at Dallas 8/4
7, at New York 6/11
0, (3 times)
13, (2 times)

## GARY KLOPPENBURG BIOGRAPHY

WNBA Head Coaching Record: 24-49  
Seattle Storm Head Coaching Record: 4-1  
Seasons in the WNBA: 14th Season  
Seasons with the Storm: Fourth Season

### GARY KLOPPENBURG

Gary Kloppenburg was named Interim Head Coach of the Seattle Storm on August 10th, 2017.

Beginning his 14th season in the WNBA, Kloppenburg coached under Lin Dunn in Seattle (2000-02), spent 2003 with Phoenix, and resumed ties with Dunn in Indiana (2008-11) before embarking on his first head coaching role with Tulsa in 2012 and 2013. He was an assistant with the Los Angeles Sparks in 2014 and he joined Stephanie White's staff with the Indiana Fever in 2015.

Kloppenburg used his years of WNBA experience to net the Shock's head position, and helped a three-win Tulsa franchise improve to nine wins in 2012 and 11 in 2013. Prior to joining Dunn's staff with the Fever in 2008, he was on the staff of the NBA's Charlotte Bobcats, where he served under Bernie Bickerstaff for three seasons. Kloppenburg was hired by Bickerstaff when the Bobcats were founded in 2004 – continuing a family bond established when Bickerstaff was in college, and strengthened when Gary's father Bob coached in the NBA with Bickerstaff in Seattle and Denver.

Kloppenburg has coached at virtually every level of college and professional basketball, ranging from his beginnings at a California community college and intertwined with jobs in the NBA, WNBA, Continental Basketball Association and internationally. Prior to joining the Bobcats' staff as an assistant coach and advance scout, he was an assistant with the WNBA's Mercury for one season after three years with Dunn in Seattle. He worked for the NBA's Toronto Raptors from 1997-99 after two seasons as an assistant coach and assistant director of player personnel in the CBA – first with the Rockford Lightning and then for the Quad City Thunder. Kloppenburg was the interim head coach for four games in 1999-00 with Rockford where he coached former NBA star Earl Boykins.

In the summer of 1999, he was head coach for Panteras de Miranda of the Venezuelan Professional League, and he has conducted basketball clinics in Greece, Belgium, Iceland and Japan. After graduating from UC San Diego in 1981, his coaching career began at Lassen Community College (Calif.) where he had successful stints as head coach with both the men's and women's teams. He guided the women's team for five seasons before taking over the men's program for six.

Also fluent in Spanish, Kloppenburg was born Jan. 6, 1953, and has three children – Sonja, Ian and Carlotta. Carlotta, a former coaching intern with the Fever, played at Point Loma Nazarene College. Currently, she is the director of operations for the women's basketball program at Arizona State. competed in the U.S. Olympic Festival in 1993.

### GARY KLOPPENBURG BY THE NUMBERS

#### WNBA HEAD COACHING RECORD

YEAR	TEAM	TITLE	OVERALL	HOME	ROAD	FINISH
2017	SEA	Interim Head Coach	4-1	2-0	2-1	--
2013	TUL	Head Coach	11-23	7-10	4-13	DNQ
2012	TUL	Head Coach	9-25	6-11	3-14	DNQ
<b>TOTALS</b>			<b>24-49</b>	<b>15-21</b>	<b>9-28</b>	<b>---</b>

#### WNBA ASSISTANT COACHING RECORD

YEAR	TEAM	TITLE	OVERALL	HOME	ROAD	FINISH
2017	SEA	Assistant Coach	10-16	8-6	2-10	--
2016	IND	Assistant Coach	17-17	8-8	9-9	Lost in 1st Round to Phoenix
2015	IND	Assistant Coach	20-14	11-5	9-9	Lost in WNBA Finals to New York
2014	LAS	Assistant Coach	16-18	7-10	9-8	Lost in Conference Semifinals to Phoenix
2011	IND	Assistant Coach	21-13	13-4	8-9	Lost in Conference Semifinals to Atlanta
2010	IND	Assistant Coach	21-13	13-4	8-9	Lost in Conference Semifinals to New York
2009	IND	Assistant Coach	22-12	14-3	8-9	Lost in WNBA Finals to Phoenix
2008	IND	Assistant Coach	17-17	11-6	6-11	Lost in Conference Semifinals to Detroit
2003	PHO	Assistant Coach	8-26	6-11	2-15	DNQ
2002	SEA	Assistant Coach	17-15	10-5	7-10	Lost in Conference Semifinals to Los Angeles
2001	SEA	Assistant Coach	10-22	5-11	5-11	DNQ
2000	SEA	Assistant Coach	6-26	4-12	2-14	DNQ
<b>TOTALS</b>			<b>175-194</b>			<b>---</b>



#10	SUE BIRD	GUARD	5-10	10/16/80	CONNECTICUT	16TH
-----	----------	-------	------	----------	-------------	------

2017 Regular Season Averages:

G-GS	PPG	RPG	APG	SPG	BPG	MPG	FG%	3FG%	FT%
28-28	10.3	2.0	6.5	1.2	0.1	29.8	42.7	37.9	70.8

	2017 Season Highs	Career Highs
PTS	21 @ New York 6/11/17	33 vs. Portland 8/9/02
REB	7 @ Connecticut 8/8/17	9 vs. Washington 9/9/16
AST	10 (2 times)	14 vs. Minnesota 7/1/06
STL	4 vs. Atlanta 6/13/17	7 vs. Los Angeles 5/21/06
BLK	1 (3 times)	2 (4 times)
FGM	8 @ New York 6/11/17	11 vs. Los Angeles 7/5/03
3FGM	4 @ New York 6/11/17	7 vs. Los Angeles 7/22/09
FTM	4 vs. Minnesota 6/3/17	11 (2 times)
MINs	37 vs. Atlanta 6/13/17	50 @ Phoenix 7/14/10

## 2017 NOTABLES

2017 WNBA All-Star Western Conference starter... 2017 WNBA All-Star Three-Point participant... Tallied her 22nd-career double-double with a season-high 21 points and 10 assists at New York on 6/11... Made her 2017 debut on 5/21 vs. Washington and tallied nine points and 10 assists... Dropped 11 points at Indiana on 6/9 to move to No. 9 on the WNBA's all-time scoring list... Recorded 12 points and a season-high four steals vs. Atlanta on 6/13... Scored 16 points and dished five assists at Connecticut on 6/29... Eclipsed the 2,500-assist mark with eight dimes at Dallas on July 1... Drilled a season-high four three's on 6/11 at New York... Became Seattle's all-time leader in field goals at Los Angeles on 7/25... Recorded a season-high seven rebounds at Connecticut on 8/8... Dished eight assists at Chicago on 8/20...

## GAME BY GAME STATS

Date	Opponent	MIN	FG-A	PCT	3PM-A	PCT	FTM-A	PCT	OFF	DEF	TOI	AST	STL	BLK	TO	PF	PTS
5/13	@ LAS	NWT	--	--	--	--	--	--	--	--	--	--	--	--	--	--	--
5/14	IND	DND	--	--	--	--	--	--	--	--	--	--	--	--	--	--	--
5/21	WAS	29:25	4-9	44.4	1-4	25.0	0-0	--	0	1	1	10	0	0	1	0	9
5/26	NYL	32:14	3-8	37.5	3-5	60.0	0-2	0.0	0	3	3	6	1	1	2	1	9
5/28	IND	25:36	3-9	33.3	0-3	0.0	0-0	--	1	1	2	8	3	0	0	1	6
6/3	MIN	28:05	2-7	28.6	0-4	0.0	4-4	100.0	0	3	3	8	1	1	2	2	8
6/6	@ SAS	30:22	3-10	30.0	2-5	40.0	2-4	50.0	1	1	2	9	0	0	2	4	10
6/9	@ IND	32:18	3-10	30.0	3-8	37.5	2-2	100.0	0	1	1	6	0	0	5	3	11
6/11	@ NYL	35:37	8-11	72.7	4-5	80.0	1-1	100.0	2	0	2	10	1	0	1	2	21
6/13	ATL	37:16	5-10	50.0	2-7	28.6	0-0	--	0	4	4	3	4	0	3	3	12
6/18	SAS	25:27	2-5	40.0	1-3	33.3	0-0	--	0	1	1	9	1	0	2	0	5
6/23	PHO	31:57	5-13	38.5	3-8	37.5	1-1	100.0	0	3	3	8	0	0	3	1	14
6/27	@ WAS	21:24	3-7	42.9	2-4	50.0	0-0	--	0	1	1	5	0	0	2	2	8
6/29	@ CON	31:24	6-9	66.7	3-3	100.0	1-1	100.0	0	1	1	5	1	0	1	1	16
7/1	@ DAL	31:53	5-8	62.5	2-3	66.7	0-0	--	0	3	3	8	1	0	3	1	12
7/6	NYL	29:20	1-8	12.5	0-4	0.0	0-0	--	0	0	0	3	1	0	1	1	2
7/8	LAS	30:18	6-7	85.7	3-4	75.0	0-0	--	0	2	2	3	1	1	4	0	15
7/12	CON	30:31	5-10	50.0	3-6	50.0	2-2	100.0	0	3	3	7	0	0	3	2	15
7/15	ATL	28:21	5-8	62.5	2-5	40.0	0-0	--	0	0	0	7	0	0	2	2	12
7/18	CHI	31:54	4-7	57.1	2-3	66.7	0-0	--	0	0	0	9	2	0	6	2	10
7/25	@ LAS	32:33	3-10	30.0	1-8	12.5	1-2	50.0	0	1	1	5	3	0	5	1	8
7/28	DAL	33:06	6-10	60.0	3-4	75.0	0-0	--	0	3	3	6	2	0	0	3	15
7/30	@ MIN	29:53	3-12	25.0	3-7	42.8	1-2	50.0	0	3	3	6	0	0	1	0	10
8/4	@ DAL	22:06	1-7	14.3	0-3	0.0	0-1	0.0	0	0	0	7	1	0	0	0	2
8/5	@ SAS	35:29	1-8	12.5	0-6	0.0	2-2	100.0	0	2	2	6	2	0	4	2	4
8/8	@ CON	30:10	6-14	42.9	2-7	28.6	0-0	--	2	5	7	4	0	0	2	0	14
8/12	@ PHO	26:44	1-5	20.0	1-3	33.3	0-0	--	0	2	2	5	1	0	2	1	3
8/16	MIN	DND	--	--	--	--	--	--	--	--	--	--	--	--	--	--	--
8/18	SAS	31:52	6-14	42.9	2-7	28.6	0-0	--	1	0	1	6	3	0	0	1	14
8/20	@ CHI	20:52	3-7	42.9	2-4	50.0	0-0	--	0	2	2	8	2	0	0	0	8
8/23	@ ATL	27:31	6-11	54.5	3-6	50.0	0-0	--	0	2	2	6	3	0	1	2	15
8/27	PHO																
9/1	@ WAS																
9/3	@ CHI																

6TH

G-GS	PPG	RPG	APG	SPG	BPG	MPG	FG%	3FG%	FT%
31-31	8.0	4.1	1.6	0.7	0.1	28.1	50.8	32.3	74.5

	2017 Season Highs	Career Highs
<b>PTS</b>	22 vs. Indiana 5/28/17	23 vs. New York 6/5/16
<b>REB</b>	10 @ Connecticut 8/8/17	10 @ Connecticut 8/8/17
<b>AST</b>	5 @ Dallas 7/1/17	7 @ Atlanta 9/4/16
<b>STL</b>	2 (2 times)	3 (4 times)
<b>BLK</b>	1 (3 times)	4 vs. Los Angeles 5/16/14
<b>FGM</b>	9 vs. Indiana 5/28/17	9 vs. Indiana 5/28/17
<b>3FGM</b>	3 @ Chicago 8/20/17	3 (4 times)
<b>FTM</b>	4 (2 times)	7 (2 times)
<b>MINs</b>	35 (2 times)	35 (3 times)

Tallied a season-high 22 points on 9-for-10 shooting vs. Indiana on 5/28... Dropped 17 points on 6-for-9 shooting at San Antonio on 6/6... Grabbed nine rebounds and added 10 points and five assists at Dallas on 7/1... Tallied 13 points on 5-for-7 shooting vs. Atlanta on 7/15...Tallied 14 points, seven boards and four assists vs. Dallas on 7/28... Pulled down a career-high 10 rebounds at Connecticut on 8/8... Tallied 13 points on 5-for-7 shooting at Phoenix on 8/12... Netted 17 points and made a season-high three triples at Chicago on 8/20...

## GAME BY GAME STATS

Date	Opponent	MIN	FG-A	PCT	3PM-A	PCT	FTM-A	PCT	OFF	DEF	TOI	AST	STL	BLK	TO	PF	PTS
5/13	@ LAS	29:44	0-3	0.0	0-3	0.0	0-0	--	1	1	2	2	0	0	2	3	0
5/14	IND	29:37	3-10	30.0	0-3	0.0	2-2	100.0	2	4	6	1	0	0	2	2	8
5/21	WAS	26:00	2-5	40.0	0-2	0.0	4-4	100.0	2	3	5	2	2	0	1	4	8
5/26	NYL	22:47	2-5	40.0	0-2	0.0	0-0	--	0	1	1	0	0	0	0	0	4
5/28	IND	27:33	9-10	90.0	1-2	50.0	3-4	75.0	0	1	1	2	0	0	1	1	22
6/3	MIN	26:35	6-7	85.7	2-2	100	2-2	100.0	1	1	2	1	0	0	1	3	16
6/6	@ SAS	27:56	6-9	66.7	2-3	66.6	3-3	100.0	2	1	3	0	1	0	1	3	17
6/9	@ IND	35:21	5-9	55.6	2-4	50.0	1-2	50.0	1	2	3	1	1	0	1	2	13
6/11	@ NYL	29:39	1-5	20.0	0-3	0.0	1-2	50.0	0	2	2	2	0	0	1	1	3
6/13	ATL	34:13	5-9	55.6	1-2	50.0	0-2	0.0	1	3	4	1	1	0	1	4	11
6/18	SAS	27:38	3-9	33.3	0-2	0.0	2-3	66.7	1	5	6	1	2	0	1	4	8
6/23	PHO	31:09	2-4	50.0	1-2	50.0	0-0	--	0	3	3	2	1	0	0	3	5
6/27	@ WAS	17:39	1-2	50.0	0-0	--	0-0	--	0	3	3	0	1	0	1	3	2
6/29	@ CON	27:17	1-8	12.5	0-4	0.0	0-0	--	0	2	2	4	1	0	0	1	2
7/1	@ DAL	30:21	4-7	57.1	2-2	100.0	0-2	0.0	4	5	9	5	1	1	2	3	10
7/6	NYL	31:05	5-10	50.0	0-1	0.0	1-2	50.0	2	2	4	1	0	0	1	3	11
7/8	LAS	31:06	1-3	33.3	0-0	--	3-4	75.0	1	5	6	4	0	0	1	1	5
7/12	CON	28:14	1-3	33.3	0-1	0.0	0-0	--	0	4	4	1	1	0	1	2	2
7/15	ATL	26:21	5-7	71.4	1-2	50.0	2-2	100.0	0	3	3	0	1	0	1	2	13
7/18	CHI	29:04	2-5	40.0	0-2	0.0	4-4	100.0	2	0	2	1	0	0	1	3	8
7/25	@ LAS	28:48	1-7	14.3	0-3	0.0	0-0	--	0	3	3	3	1	0	1	3	2
7/28	DAL	35:14	5-8	62.5	1-2	50.0	3-3	100.0	2	5	7	4	0	1	3	2	14
7/30	@ MIN	26:06	2-2	100.0	0-0	--	0-0	--	2	3	5	0	0	0	2	6	4
8/4	@ DAL	28:17	1-1	100.0	0-0	--	0-0	--	0	4	4	2	1	1	1	1	2
8/5	@ SAS	24:39	2-2	100.0	0-0	--	0-0	--	1	7	8	1	0	1	2	2	4
8/8	@ CON	34:25	3-8	37.5	1-3	33.3	0-0	--	1	9	10	1	1	0	2	2	7
8/12	@ PHO	21:32	5-7	71.4	2-4	50.0	1-2	50.0	1	4	5	1	1	0	1	4	13
8/16	MIN	31:10	2-6	33.3	1-3	33.3	2-2	100.0	2	5	7	2	1	0	1	2	7
8/18	SAS	26:24	2-4	50.0	0-2	0.0	2-2	100.0	0	2	2	2	2	0	0	2	6
8/20	@ CHI	17:30	6-8	75.0	3-3	100.0	2-4	50.0	0	4	4	3	2	0	0	1	17
8/23	@ ATL	26:07	2-4	50.0	0-0	--	0-0	--	1	0	1	1	1	0	0	0	4
8/27	PHO																
9/1	@ WAS																
9/3	@ CHI																

G-GS	PPG	RPG	APG	SPG	BPG	MPG	FG%	3FG%	FT%
31-31	12.5	6.0	1.5	0.5	0.4	28.3	67.1	50.0	72.2

	2017 Season Highs	Career Highs
PTS	20 vs. Atlanta 7/15/17	31 vs. Phoenix 6/27/10
REB	10 (5 times)	16 (2 Times)
AST	5 @ Phoenix 8/12/17	5 (4 Times)
STL	3 vs. San Antonio 8/18/17	5 (2 times)
BLK	1 (9 Times)	2 (9 Times)
FGM	9 @ Dallas 7/1/17	13 (3 Times)
3FGM	1 vs. Atlanta 7/15/17	1 (8 Times)
FTM	6 @ Dallas 8/4/17	9 (2 Times)
MINs	37 @ Los Angeles 7/25/17	45 @ Los Angeles 8/23/11

Recorded 17 points twice (vs. Indiana on 5/14, vs. Washington on 5/21)... Recorded a double-double with 10 points and 10 boards vs. Atlanta on 6/13... Scored 19 points and added seven boards at Dallas on 7/1... Recorded 15 points on 5-for-5 shooting vs. Connecticut on 7/12... Scored a season-high 20 points on 9-for-9 shooting and pulled down eight boards vs. Atlanta on 7/15... Recorded 16 points and eight boards vs. Chicago on 7/18... Connected on 21-straight field goals in a span of four games between 7/8 and 7/18... Recorded a 12 point, 10 rebound double-double at Los Angeles on 7/25... Went over 4,000 points for her career at Connecticut on 8/8... Recorded 19 points and tied a career high with five assists at Phoenix on 8/12... Snagged a season-high three steals vs. San Antonio on 8/18... Contributed her third double-double of the year with 17 points, 10 boards at Atlanta on 8/23...

Game by Game Stats																	
Date	Opponent	MIN	FG-A	PCT	3PM-A	PCT	FTM-A	PCT	OFF	DEF	TOI	AST	STL	BLK	TO	PF	PTS
5/13	@ LAS	32:33	5-7	71.4	0-0	--	3-3	100.0	0	6	6	2	0	1	3	2	13
5/14	IND	25:55	7-8	87.5	0-0	--	3-4	75.0	3	3	6	1	0	1	1	2	17
5/21	WAS	27:40	6-9	66.7	0-0	--	5-5	100.0	0	3	3	0	0	0	1	1	17
5/26	NYL	29:33	4-10	40.0	0-0	--	1-2	50.0	5	5	10	1	0	1	1	2	9
5/28	IND	23:58	4-5	80.0	0-0	--	4-4	100.0	0	4	4	0	2	0	3	3	12
6/3	MIN	24:01	7-9	77.8	0-0	--	2-3	66.7	0	2	2	0	0	0	1	1	16
6/6	@ SAS	29:35	7-12	58.3	0-0	--	0-1	0.0	1	6	7	1	2	0	2	0	14
6/9	@ IND	27:52	2-3	66.7	0-0	--	1-3	33.3	2	6	8	2	0	1	1	2	5
6/11	@ NYL	28:21	1-4	25.0	0-0	--	0-0	--	1	6	7	2	0	0	3	2	2
6/13	ATL	35:16	5-10	50.0	0-0	--	0-0	--	3	7	10	2	0	1	0	1	10
6/18	SAS	25:02	5-8	62.5	0-0	--	0-0	--	0	5	5	0	1	0	0	0	10
6/23	PHO	27:14	8-13	61.5	0-0	--	0-1	0.0	1	3	4	2	2	0	1	6	16
6/27	@ WAS	19:55	6-9	66.6	0-0	--	3-3	100.0	0	2	2	1	0	0	0	2	15
6/29	@ CON	29:16	6-8	75.0	0-0	--	2-3	66.7	1	7	8	0	0	0	1	5	14
7/1	@ DAL	31:15	9-12	75.0	0-0	--	1-2	50.0	0	7	7	1	1	0	2	2	19
7/6	NYL	28:28	4-5	80.0	0-0	--	2-3	66.7	3	2	5	2	0	0	3	3	10
7/8	LAS	30:39	5-10	50.0	0-0	--	3-3	100.0	0	7	7	1	0	1	4	1	13
7/12	CON	22:43	5-5	100.0	0-0	--	2-3	66.6	1	2	3	2	0	0	2	1	12
7/15	ATL	31:24	9-9	100.0	1-1	100.0	1-1	100.0	1	7	8	1	0	0	0	0	20
7/18	CHI	27:55	7-9	77.8	0-0	--	2-3	66.7	1	7	8	0	0	0	2	1	16
7/25	@ LAS	37:02	5-7	71.4	0-0	--	2-2	100.0	3	7	10	3	1	0	4	3	12
7/28	DAL	34:03	8-13	61.5	0-0	--	0-0	--	1	3	4	4	0	1	2	3	16
7/30	@ MIN	31:10	4-6	66.7	0-0	--	0-2	0.0	3	7	10	3	0	1	4	4	8
8/4	@ DAL	24:33	5-8	62.5	0-0	--	6-6	100.0	0	3	3	0	0	0	2	0	16
8/5	@ SAS	21:28	1-5	20.0	0-0	--	0-0	--	1	0	1	1	1	0	2	3	2
8/8	@ CON	29:51	2-4	50.0	0-0	--	1-2	50.0	1	6	7	3	0	0	0	5	5
8/12	@ PHO	31:00	8-9	88.9	0-0	--	3-7	42.9	1	5	6	5	2	1	2	3	19
8/16	MIN	29:41	7-9	77.8	0-0	--	0-0	--	1	5	6	2	0	1	0	0	14
8/18	SAS	31:25	4-8	50.0	0-1	0.0	0-0	--	1	3	4	1	3	1	2	1	8
8/20	@ CHI	18:52	4-6	66.7	0-0	--	2-2	100.0	1	1	2	3	1	1	1	3	10
8/23	@ ATL	29:27	7-9														

2017 Regular Season Averages:

	2017 Season Highs	Career Highs
PTS	27 (3 times)	32 vs. Phoenix 6/3/16
REB	7 vs. Indiana 5/14/17	10 @ Chicago 9/2/16
AST	7 @ San Antonio 8/5/17	10 vs. Chicago 7/17
STL	4 vs. Atlanta 7/15/17	4 vs. Atlanta 7/15/17
BLK	2 (2 times)	2 (2 times)
FGM	10 (3 times)	12 (2 times)
3FGM	4 @ Dallas 8/4/17	4 vs. Phoenix 6/3/16
FTM	14 vs. Atlanta 6/13/17	14 (2 times)
MINs	38 @ San Antonio 8/5/17	39 vs. Washington 5/26/16

Netted her 1,000th-career point on 5/21 vs. Washington... Posted back-to-back 25-plus point performances to open the 2017 campaign... Scored a season-high 27 points twice vs. Indiana on 5/14 and vs. Atlanta on 6/13... Shot 71.4 percent from the floor on 5/21 vs. Washington... Served up six assists, including No. 200 for her career, at San Antonio on 6/6... Notched a game-high 25 points at Indiana on 6/9... Notched 21 points, four boards and three assists at Connecticut on 6/29... Tallied 22 points on 8-for-13 shooting and added four assists vs. Los Angeles on 7/8... Recorded a career-high four steals vs. Atlanta on 7/15... Notched a game-high 27 points and added five boards and five assists vs. Dallas on 7/28... Tallied a team-high 26 points against the Lynx on 7/30... Dropped a season-high seven assists at San Antonio on 8/5...

Date	Opponent	MIN	FG-A	PCT	3PM-A	PCT	FTM-A	PCT	OFF	DEF	TOT	AST	STL	BLK	TO	PF	PTS
5/13	@ LAS	32:53	10-18	55.6	2-6	33.3	3-3	100.0	0	4	4	4	2	0	9	3	25
5/14	IND	35:16	10-18	55.6	3-4	75.0	4-6	66.7	2	5	7	3	1	0	3	3	27
5/21	WAS	28:33	10-14	71.4	3-3	100.0	3-3	100.0	1	4	5	1	0	0	2	2	26
5/26	NYL	27:34	4-11	36.4	1-3	33.3	7-9	77.8	0	1	1	0	2	1	2	1	16
5/28	IND	28:17	3-6	50.0	2-3	66.7	5-5	100.0	0	2	2	5	2	0	1	1	13
6/3	MIN	33:25	4-10	40.0	0-0	--	2-2	100.0	0	1	1	3	1	0	1	0	10
6/6	@ SAS	31:58	3-11	27.3	0-3	0.0	4-4	100.0	0	6	6	6	0	1	3	1	10
6/9	@ IND	33:18	9-20	45.0	1-4	25.0	6-6	100.0	1	3	4	4	1	1	1	0	25
6/11	@ NYL	29:21	6-17	35.3	0-3	0.0	7-7	100.0	3	2	5	5	0	0	4	3	19
6/13	ATL	35:50	6-15	40.0	1-7	14.3	14-16	87.5	2	3	5	3	3	0	3	3	27
6/18	SAS	28:35	1-9	11.1	0-3	0.0	2-2	100.0	1	2	3	4	2	0	3	2	4
6/23	PHO	35:40	6-14	42.9	2-4	50.0	4-4	100.0	0	2	2	6	1	0	3	1	18
6/27	@ WAS	23:39	2-10	20.0	0-3	0.0	0-0	--	0	2	2	2	1	0	4	0	4
6/29	@ CON	34:30	9-21	42.8	1-5	20.0	2-2	100.0	2	2	4	3	1	0	4	2	21
7/1	@ DAL	25:19	3-8	37.5	1-2	50.0	2-3	66.7	1	2	3	3	0	0	4	4	9
7/6	NYL	27:27	2-12	16.7	1-2	50.0	6-6	100.0	1	5	6	2	3	0	2	1	11
7/8	LAS	33:49	8-13	61.5	3-4	75.0	3-3	100.0	1	3	4	4	0	0	2	1	22
7/12	CON	34:26	7-17	41.2	0-3	0.0	3-4	75.0	1	1	2	6	2	1	3	1	17
7/15	ATL	31:27	1-9	11.1	0-1	0.0	8-8	100.0	0	3	3	4	4	1	2	0	10
7/18	CHI	28:07	7-14	50.0	2-4	50.0	0-0	--	0	1	1	1	2	1	3	2	16
7/25	@ LAS	33:34	4-12	33.3	2-5	40.0	3-4	75.0	0	3	3	0	2	0	6	4	13
7/28	DAL	33:05	7-12	58.3	2-2	100.0	11-14	78.6	1	4	5	5	2	0	1	3	27
7/30	@ MIN	33:31	10-22	45.5	3-8	37.5	3-4	75.0	2	1	3	5	0	0	0	1	26
8/4	@ DAL	27:47	8-19	42.1	4-7	57.1	3-3	100.0	0	1	1	1	0	1	0	1	23
8/5	@ SAS	38:15	6-16	37.5	2-6	33.3	2-6	33.3	0	2	2	7	1	1	5	4	16
8/8	@ CON	28:53	4-19	21.1	2-8	25.0	1-1	100.0	2	0	2	2	2	0	2	2	11
8/12	@ PHO	30:54	7-12	58.3	3-4	75.0	3-4	75.0	0	2	2	5	2	2	3	3	20
8/16	MIN	30:13	7-17	41.2	2-8	25.0	0-0	--	0	1	1	2	1	2	3	2	16
8/18	SAS	33:03	7-12	58.3	2-5	40.0	2-4	50.0	0	3	3	4	0	0	2	2	18
8/20	@ CHI	23:39	7-12														

## WEST VIRGINIA

G-GS	PPG	RPG	APG	SPG	BPG	MPG	FG%	3FG%	FT%
7-0	0.9	0.7	0.0	0.1	0.6	4.0	42.9	--	--

Third-round pick (30th overall) in WNBA Draft... Made her Storm debut on May 13 at Los Angeles... Tallied her first career points on 5/28 vs. Indiana... Pulled down a career-high two rebounds and came up with a career-best three blocks at Washington on 6/27... Scored two points and had one block at Chicago on 8/20...

[illegible]



### 2017 Regular Season Averages:

G-GS	PPG	RPG	APG	SPG	BPG	MPG	FG%	3FG%	FT%
15-0	5.1	0.9	0.4	0.1	0.1	10.3	54.9	40.0	100.0

	2017 Season Highs	Career Highs
<b>PTS</b>	15 @ Connecticut 8/8/17	19 vs. San Antonio 9/13/15
<b>REB</b>	2 @ Connecticut 8/8/17	4 (2 times)
<b>AST</b>	2 (2 times)	4 vs. Minnesota 9/11/15
<b>STL</b>	1 @ San Antonio 8/5/17	1 (10 times)
<b>BLK</b>	1 @ Los Angeles 5/13/17	1 (4 times)
<b>FGM</b>	6 @ Connecticut 8/8/17	8 vs. San Antonio 9/13/15
<b>3FGM</b>	3 @ Connecticut 8/8/17	4 vs. Washington 7/15
<b>FTM</b>	6 vs. Indiana 5/14/17	6 vs. Indiana 5/14/17
<b>MINs</b>	15 vs. Indiana 5/14/17	33 vs. San Antonio 9/13/15

## 2017 NOTABLES

Posted a season-high 12 points vs. Indiana on 5/14... Netted a career-high six free throws vs. Indiana on 5/14... Tallied a season high 15 points on 6-for-9 shooting at Connecticut on 8/8... Added 12 points off the bench on 8/23 at Atlanta...

## GAME BY GAME STATS

[illegible]

2017 Regular Season Averages:

## 2017 NOTABLES

Dished out a season-high eight assists to go along with five points at Los Angeles on 5/13... Grabbed a season-high five rebounds vs. Washington on 5/21... Scored a season-high six points twice... Dished out six assists against Minnesota on 7/30...

Date	Opponent	MIN	FG-A	PCT	3PM-A	PCT	FTM-A	PCT	OFF	DEF	TOI	AST	STL	BLK	TO	PF	PTS
5/13	@ LAS	34:45	2-3	66.7	1-2	50.0	0-0	--	0	3	3	8	0	3	2	2	5
5/14	IND	29:20	0-2	0.0	0-0	--	4-4	100.0	1	2	3	3	1	0	5	0	4
5/21	WAS	19:35	1-3	33.3	0-1	0.0	0-0	--	0	5	5	3	0	0	0	2	2
5/26	NYL	21:48	1-1	100.0	1-1	100.0	0-0	--	0	5	5	6	0	0	2	1	3
5/28	IND	17:33	1-1	100.0	1-1	100.0	0-0	--	0	0	0	1	0	0	1	1	3
6/3	MIN	17:12	2-4	50.0	1-2	50.0	0-0	--	0	2	2	0	0	0	2	0	5
6/6	@ SAS	18:47	1-2	50.0	1-2	50.0	0-0	--	0	0	0	3	0	0	0	1	3
6/9	@ IND	14:32	0-1	0.0	0-1	0.0	0-0	--	0	2	2	2	0	0	0	1	0
6/11	@ NYL	14:33	1-3	33.3	1-2	50.0	2-2	100.0	0	2	2	2	0	0	0	1	5
6/13	ATL	18:30	0-3	0.0	0-2	0.0	4-4	100.0	0	2	2	2	0	0	1	1	4
6/18	SAS	20:07	0-3	0.0	0-2	0.0	2-2	100.0	0	2	2	2	0	1	3	0	2
6/23	PHO	11:00	1-2	50.0	1-2	50.0	0-0	--	0	2	2	0	1	0	0	3	3
6/27	@ WAS	19:26	1-3	33.3	0-2	0.0	1-2	50.0	0	1	1	4	0	0	0	3	3
6/29	@ CON	12:49	2-3	66.6	2-3	66.6	0-0	--	0	2	2	2	0	0	1	0	6
7/1	@ DAL	16:24	1-2	50.0	1-2	50.0	0-0	--	0	1	1	4	1	0	2	1	3
7/6	NYL	13:34	0-1	0.0	0-0	--	0-0	--	0	1	1	1	1	0	1	0	0
7/8	LAS	11:47	0-1	0.0	0-1	0.0	0-0	--	0	0	2	3	1	0	2	2	0
7/12	CON	9:39	0-0	--	0-0	--	0-0	--	0	1	1	2	0	0	0	1	0
7/15	ATL	DNP	--	--	--	--	--	--	--	--	--	--	--	--	--	--	--
7/18	CHI	10:29	1-1	100.0	0-0	--	0-0	--	0	1	1	1	0	0	0	1	2
7/25	@ LAS	12:29	1-2	50.0	0-0	--	0-0	--	0	3	3	3	0	0	0	0	2
7/28	DAL	8:34	1-1	100.0	0-0	--	0-0	--	0	0	0	2	1	0	0	1	2
7/30	@ MIN	17:09	2-3	66.7	1-2	50.0	0-0	--	0	0	0	6	1	0	0	3	5
8/4	@ DAL	10:50	0-0	--	0-0	--	0-0	--	0	1	1	1	2	0	0	3	0
8/5	@ SAS	11:59	1-1	100.0	0-0	--	0-0	--	0	2	2	2	1	0	1	1	2
8/8	@ CON	9:49	0-0	--	0-0	--	2-2	100.0	0	1	1	1	0	0	1	2	2
8/12	@ PHO	11:51	0-0	--	0-0	--	2-2	100.0	0	1	1	5	1	0	0	0	2
8/16	MIN	26:20	2-6	33.3	2-3	66.7	0-0	--	0	1	1	5	0	0	2	2	6
8/18	SAS	5:21	1-1	100.0	0-0	--	0-0	--	0	0	0	0	1	0	0	1	0
8/20	@ CHI	12:25	1-5	20.0	1-4	25.0	0-0	--	0	2	2	4	0	0	1	0	3
8/23	@ ATL	DND	--	--	--	--	--	--	--	--	--	--	--	--	--	--	--
8/27	PHO																



2017 Regular Season Averages:

G-GS	PPG	RPG	APG	SPG	BPG	MPG	FG%	3FG%	FT%
30-30	20.1	8.6	2.7	1.0	1.6	32.9	48.2	37.1	79.1

	2017 Season Highs	Career Highs
PTS	32 @ San Antonio 8/5/17	38 vs. Atlanta 6/28/16
REB	15 vs. San Antonio 6/18/17	17 vs. New York 6/5/16
AST	6 (2 times)	9 vs. Phoenix 6/3/16
STL	4 @ San Antonio 8/5/17	4 (2 times)
BLK	6 @ Los Angeles 7/25/17	6 @ Los Angeles 7/25/17
FGM	13 (2 times)	13 (2 times)
3FGM	4 @ New York 6/11/17	5 vs. Connecticut 6/24/16
FTM	12 @ San Antonio 6/6/17	12 (2 times)
MINs	40 @ San Antonio 8/5/17	41 vs. Washington 6/26/16

## 2017 NOTABLES

2017 WNBA All-Star West Reserve... Became the fastest WNBA player to reach 1,000 points and 500 rebounds in just 55 career games on 7/28 vs. Dallas... Recorded a double-double with a 23-point, 10-rebound effort at New York on 6/11... Tallied a game-high 22 points and 15 boards and added a career-high five blocks vs. San Antonio on 6/18... Recorded 22 points and 10 rebounds at Connecticut on 6/29... Poured in 30 points and grabbed 10 rebounds at Dallas on 7/1... Scored a team-high 20 points and added 14 rebounds vs. New York on 7/6 ... Registered 26 points and seven rebounds vs. Los Angeles on 7/8... Notched 25 points and 11 boards vs. Chicago on 7/18... Tallied a career-high six blocks at Los Angeles on 7/25...Notched a season-high 32 points and a season-high four steals in addition to eight rebounds and four assists at San Antonio on 8/5...

## GAME BY GAME STATS

Date	Opponent	MIN	FG-A	PCT	3PM-A	PCT	FTM-A	PCT	OFF	DEF	TOI	AST	STL	BLK	TO	PF	PTS
5/13	@ LAS	DNP	--	--	--	--	--	--	--	--	--	--	--	--	--	--	--
5/14	IND	26:41	5-11	45.5	2-4	50.0	3-3	100.0	3	4	7	1	1	1	3	3	15
5/21	WAS	26:25	3-13	23.1	0-5	0.0	0-1	0.0	1	4	5	2	1	3	2	5	6
5/26	NYL	30:52	3-14	21.4	3-8	37.5	11-13	84.6	2	10	12	1	0	2	2	4	20
5/28	IND	30:10	6-11	54.5	0-3	0.0	0-0	--	1	8	9	5	3	1	6	3	12
6/3	MIN	30:48	5-16	31.3	1-3	33.3	3-3	100.0	3	3	6	1	2	0	1	3	14
6/6	@ SAS	35:10	5-9	55.6	0-2	0.0	12-14	85.7	0	8	8	2	0	1	2	1	22
6/9	@ IND	34:18	8-14	57.1	3-6	50.0	4-4	100.0	2	7	9	2	1	1	1	4	23
6/11	@ NYL	30:01	8-17	47.1	4-6	66.6	3-5	60.0	1	9	10	2	1	2	2	6	23
6/13	ATL	37:07	5-14	35.7	0-5	0.0	6-7	85.7	1	3	4	4	0	3	4	4	16
6/18	SAS	30:28	8-13	61.5	3-6	50.0	3-4	75.0	3	12	15	1	0	5	3	3	22
6/23	PHO	35:12	5-9	55.6	2-4	50.0	9-12	75.0	2	6	8	1	0	1	1	2	21
6/27	@ WAS	21:39	5-10	50.0	0-2	0.0	1-1	100.0	2	5	7	3	0	1	3	1	11
6/29	@ CON	33:59	8-17	47.1	2-3	66.6	3-4	75.0	3	7	10	2	1	0	2	4	22
7/1	@ DAL	35:02	13-21	61.9	2-7	28.6	2-5	40.0	2	8	10	3	1	2	3	3	30
7/6	NYL	35:44	7-18	38.9	1-3	33.3	5-7	71.4	2	12	14	2	1	2	2	5	20
7/8	LAS	32:57	8-15	53.3	2-5	40.0	8-8	100.0	2	5	7	2	3	0	4	3	26
7/12	CON	34:46	10-17	58.8	2-6	33.3	0-0	--	1	7	8	0	1	1	4	5	22
7/15	ATL	35:30	11-20	55.0	2-5	40.0	0-0	--	1	8	9	6	1	1	5	5	24
7/18	CHI	38:08	6-14	42.9	1-4	25.0	12-13	92.3	1	10	11	3	0	1	4	3	25
7/25	@ LAS	35:50	7-11	63.6	2-4	50.0	7-9	77.8	0	5	5	5	1	6	2	3	23
7/28	DAL	37:17	7-13	53.8	2-3	66.7	4-4	100.0	2	7	9	5	3	3	3	3	20
7/30	@ MIN	37:39	7-14	50.0	2-4	50.0	8-10	80.0	0	7	7	2	0	0	2	3	24
8/4	@ DAL	30:10	6-8	75.0	2-3	66.7	7-11	63.6	1	4	5	1	0	0	0	1	21
8/5	@ SAS	40:28	13-23	56.5	2-4	50.0	4-8	50.0	3	5	8	4	4	2	2	2	32
8/8	@ CON	35:02	6-18	33.3	0-4	0.0	5-6	83.3	0	6	6	3	1	0	1	6	17
8/12	@ PHO	29:11	7-15	46.7	1-3	33.3	5-6	83.3	0	9	9	3	1	1	0	4	20
8/16	MIN	34:00	4-11	36.4	2-4	50.0	2-2	100.0	1	10	11	3	0	1	2	1	12
8/18	SAS	33:56	7-19	36.8	2-6	33.3	6-7	85.7	1	8	9	3	2	3	1	2	22
8/20	@ CHI	23:39	8-12	66.7	1-1	100.0	2-3	66.7	1	8	9	6	1	1	1	1	19
8/23	@ ATL	34:25	5-10	50.0	0-1	0.0	8-11	72.7	0	8	8	4	1	1	3	4	18
8/27	PHO																
9/1	@ WAS																
9/3	@ CHI																

### 2017 Regular Season Averages:

G-GS	PPG	RPG	APG	SPG	BPG	MPG	FG%	3FG%	FT%
27-0	2.1	1.5	0.3	0.2	0.1	8.3	48.8	--	80.0

	2017 Season Highs	Career Highs
<b>PTS</b>	6 vs. Connecticut 7/12/17	16 vs. Atlanta 9/20/2012
<b>REB</b>	5 vs. Connecticut 7/12/17	11 (3 Times)
<b>AST</b>	2 (2 times)	4 @ Minnesota 9/8/2011
<b>STL</b>	1 (3 Times)	5 @ New York 7/18/2013
<b>BLK</b>	1 (4 times)	5 @ Atlanta 6/21/2015
<b>FGM</b>	3 vs. Connecticut 7/12/17	8 vs. Atlanta 9/20/2012
<b>3FGM</b>	--	--
<b>FTM</b>	4 vs. San Antonio 6/18/17	4 (3 times)
<b>MINs</b>	16 @ Los Angeles 5/13/17	32 @ Chicago 9/16/2016

## 2017 NOTABLES

Scored 15 points off the bench, including 11 in a row at one point in the third stanza, in a preseason win over Phoenix on 5/3... Scored a season-high 6 points on 3-for-3 shooting and pulled down a season-high five boards vs. Connecticut on 7/12...

## GAME BY GAME STATS

[illegible]





#3	SAMI WHITCOMB	GUARD	5-10	7/20/88	WASHINGTON
----	---------------	-------	------	---------	------------

2017 Regular Season Averages:

G-GS	PPG	RPG	APG	SPG	BPG	MPG	FG%	3FG%	FT%
30-0	4.6	1.7	0.9	0.7	0.0	12.3	37.7	34.4	82.4

	2017 Season Highs	Career Highs
PTS	22 vs. New York 5/26/17	22 vs. New York 5/26/17
REB	6 @ Washington 6/27/17	6 @ Washington 6/27/17
AST	4 @ San Antonio 8/5/17	4 @ San Antonio 8/5/17
STL	3 (3 times)	3 (3 times)
BLK	--	--
FGM	6 vs. New York 5/26/17	6 vs. New York 5/26/17
3FGM	6 vs. New York 5/26/17	6 vs. New York 5/26/17
FTM	4 vs. New York 5/26/17	4 vs. New York 5/26/17
MINs	22 @ Washington 6/27/17	22 @ Washington 6/27/17

## 2017 NOTABLES

Recorded a career-high 22 points, including six three's, all coming in the second half vs. New York on 5/26... Tied the WNBA record for most three's made in a half vs. New York on 5/26... Averaged 13.5 points per game and nailed six three's in two preseason games vs. Phoenix... Scored three points in her WNBA debut at Los Angeles on 5/13... Dished out a career-high three assists at San Antonio on 6/6... Tallied nine points on 3-for-7 shooting vs. San Antonio on 6/18... Grabbed a career high six boards in a career-high 22 minutes at Washington on 6/27... Tallied 13 points on 4-for-7 shooting vs. New York on 7/6 ... Recorded 11 points, five rebounds and a career-high four assists at San Antonio on 8/5... Scored 10 points at Chicago on 8/20...

## GAME BY GAME STATS

Date	Opponent	MIN	FG-A	PTC	3PM-A	PTC	FTM-A	PTC	OFF	DEF	TOT	AST	STL	BLK	TO	PF	PTS
5/13	@ LAS	6:55	1-3	33.3	1-3	33.3	0-0	--	0	3	3	0	0	0	3	1	3
5/14	IND	DNP	--	--	--	--	--	--	--	--	--	--	--	--	--	--	--
5/21	WAS	2:26	0-1	0.0	0-1	0.0	0-0	--	0	1	1	0	0	0	0	1	0
5/26	NYL	14:57	6-8	75.0	6-8	75.0	4-4	100.0	0	4	4	0	1	0	1	1	22
5/28	IND	16:56	3-5	60.0	3-4	75.0	0-0	--	0	3	3	0	3	0	1	1	9
6/3	MIN	12:09	0-2	0.0	0-1	0.0	0-0	--	0	0	0	2	2	0	2	1	0
6/6	@ SAS	10:57	1-3	33.3	1-3	33.3	0-0	--	0	1	1	3	0	0	0	2	3
6/9	@ IND	4:31	0-1	0.0	0-0	--	0-0	--	0	0	0	0	0	0	0	0	0
6/11	@ NYL	10:50	2-5	40.0	1-4	25.0	0-0	--	1	1	2	0	0	0	1	1	5
6/13	ATL	9:11	1-3	33.3	1-3	33.3	0-0	--	0	0	0	0	3	0	2	0	3
6/18	SAS	15:40	3-7	42.9	1-5	20.0	2-2	100.0	0	3	3	0	1	0	1	4	9
6/23	PHO	10:18	1-3	33.3	0-2	0.0	1-2	50.0	0	0	0	0	0	0	1	2	3
6/27	@ WAS	22:15	3-9	33.3	2-7	28.6	0-0	--	3	3	6	1	0	0	2	2	8
6/29	@ CON	14:16	2-2	100.0	2-2	100.0	0-0	--	0	1	1	0	0	0	0	1	6
7/1	@ DAL	16:03	1-4	25.0	1-4	25.0	0-0	--	0	2	2	3	1	0	0	3	3
7/6	NYL	18:34	4-7	57.1	2-5	40.0	3-3	100.0	1	0	1	1	1	0	0	2	13
7/8	LAS	13:00	0-2	0.0	0-1	0.0	0-0	--	0	0	0	0	0	0	0	1	0
7/12	CON	10:17	1-3	33.3	1-3	33.3	0-0	--	0	1	1	1	0	0	0	1	3
7/15	ATL	8:40	2-5	40.0	1-4	25.0	0-0	--	0	0	0	0	1	0	0	1	5
7/18	CHI	14:47	1-5	20.0	1-5	20.0	2-2	100.0	1	3	4	2	1	0	0	2	5
7/25	@ LAS	4:36	0-2	0.0	0-1	0.0	0-0	--	0	0	0	0	0	0	0	1	0
7/28	DAL	10:02	3-5	60.0	3-4	75.0	0-0	--	0	2	2	2	1	0	2	2	9
7/30	@ MIN	13:21	1-4	25.0	1-4	25.0	0-0	--	0	1	1	1	0	0	2	1	3
8/4	@ DAL	13:38	0-2	0.0	0-1	0.0	0-0	--	1	2	3	1	0	0	1	1	0
8/5	@ SAS	21:16	4-8	50.0	2-6	33.3	1-2	50.0	2	3	5	4	3	0	1	3	11
8/8	@ CON	4:28	0-2	0.0	0-1	0.0	0-0	--	0	1	1	1	0	0	0	0	0
8/12	@ PHO	13:11	2-5	40.0	1-3	33.3	1-2	50.0	1	2	3	1	0	0	0	3	6
8/16	MIN	9:47	0-0	--	0-0	--	0-0	--	1	0	1	1	2	0	2	1	0
8/18	SAS	10:19	0-3	0.0	0-1	0.0	0-0	--	0	1	1	1	1	0	1	0	0
8/20	@ CHI	20:30	4-11	36.4	2-8	25.0	0-0	--	1	3	4	2	1	0	1	3	10
8/23	@ ATL	13:59	0-2	0.0	0-2	0.0	0-0	--	0	0	0	3	0	0	1	0	0
8/27	PHO																
9/1	@ WAS																
9/3	@ CHI																